

# QUANTUM DYNAMIC BOND FUND

An Open-ended Dynamic Debt Scheme Investing Across Duration. A relatively high interest rate risk and relatively low credit risk

## Investment Objective

To generate income and capital appreciation through active management of portfolio consisting of short term, long term debt and money market instruments.

## ★ Scheme Features



### Fund Manager

**Mr. Pankaj Pathak**

Work experience: 12 years. He has been managing this fund since March 01, 2017



### Category of Scheme

Dynamic Bond Fund



### Inception Date (Date of Allotment)

May 19, 2015



### Declaration of Net Asset Value (NAV)

Every Business Day



### Entry / Sales Load

Not Applicable



### Total Expense Ratio (As on month end)

TER specified are the actual expenses charged (i.e. effective rate) as at the end of the month.

**Direct Plan – Total TER = 0.51%**

**Regular Plan – Total TER = 0.96%**



### Benchmark Index

#Tier I Benchmark - CRISIL Dynamic Bond A-III Index



### Minimum Application Amount (Under each Option)

Purchase: ₹500/- and in multiples of ₹1/- thereafter.

Additional Purchase: ₹500/- and in multiples of ₹1/- thereafter/ 50 units

#Tier-I Benchmark of the scheme has been changed from CRISIL Dynamic Bond Fund All Index to CRISIL Dynamic Bond A-III Index w.e.f. April 03, 2023

# QUANTUM DYNAMIC BOND FUND

An Open-ended Dynamic Debt Scheme Investing Across Duration. A relatively high interest rate risk and relatively low credit risk

## Weighted Average Maturity as on January 31, 2024

Weighted Average Maturity	(In years)
At the end of the month	10.81
Modified Duration	7.06
Macaulay's Duration	7.36

## Brokerages & Commissions Details

Brokerages on Investments for January 2024	₹5,000.00
Distributor commissions paid during January 2024	₹9,932.22
Portfolio yield	7.26%

## Portfolio Information

Scheme Name: Quantum Dynamic Bond Fund

Description (if any)	
Annualised Portfolio YTM*	7.26%
Macaulay Duration	7.36 Years
Residual Maturity	10.81 Years
As on (Date)	31/01/2024

\*in case of semi annual YTM, it will be annualised

## ★ Scheme Features



### Investment Options

Growth Option, Monthly Payout of Income Distribution Cum Capital Withdrawal (IDCW) Option and Monthly Reinvestment of Income Distribution Cum Capital Withdrawal (IDCW) Option



### Redemption Proceeds

Processed through RTGS/NEFT mode on T+1 basis from the date of transaction where the investor's Bank details are available.

Processed through cheque on T+1 basis from the date of transaction where the required Bank details of investor are not available.



### Exit Load

Nil

NAV (as on January 31, 2024)	Direct Plan (₹/Unit)	Regular Plan (₹/Unit)
Monthly IDCW Option	10.2623	10.3234
Growth Option	19.1721	18.9906

### AUM ₹(In Crores) (as on January 31, 2024)

Average AUM*	Absolute AUM
93.93	94.49

\*Cumulative Daily AUM / No of days in the month

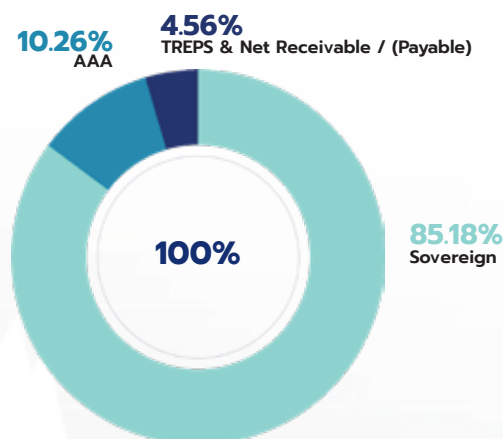
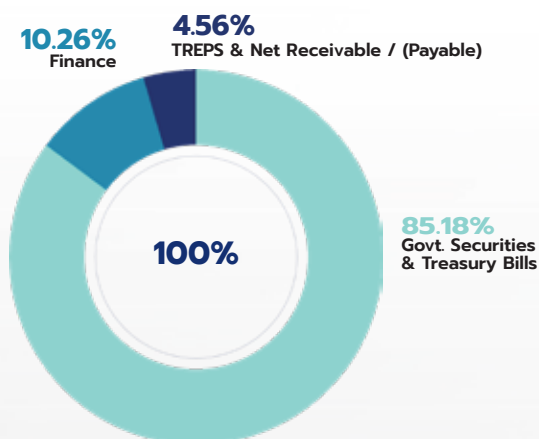
Record Date	Income Distribution History - Monthly IDCW		Gross IDCW per unit (Rs.)	
			Direct Plan	Regular Plan
			Individual/Non Individual	Individual/Non Individual
28-Nov-23			0.06354202	0.06028469
26-Dec-23			0.05468513	0.05222883
25-Jan-24			0.06235419	0.05937579

\*Investors are paid IDCW post deduction of TDS on Gross IDCW as applicable as per Finance Act 2020

## Asset Allocation & Rating Profile (% of Net Assets) as on January 31, 2024

Govt. Securities & Treasury Bills	85.18%
Finance	10.26%
TREPS & Net Receivable / (Payable)	4.56%
<b>Total</b>	<b>100.00%</b>

Sovereign	85.18%
AAA	10.26%
TREPS & Net Receivable / (Payable)	4.56%
<b>Total</b>	<b>100.00%</b>



## Quantum Dynamic Bond Fund Performance as on January 31, 2024

The Scheme is managed by **Mr. Pankaj Pathak**.

**Mr. Pankaj Pathak** is the Fund Manager managing the scheme since **March 01, 2017**

2 For other Schemes Managed by Mr. Pankaj Pathak please see page no. 5

## Performance of the Scheme

Direct Plan

Quantum Dynamic Bond Fund - Direct Plan - Growth Option

Period	Scheme Returns (%)	Tier I - Benchmark <sup>#</sup> Returns (%)	Additional Benchmark Returns (%) <sup>##</sup>	Current Value ₹10,000 Invested at the beginning of a given period		
				Scheme Returns (₹)	Tier I - Benchmark <sup>#</sup> Returns (₹)	Additional Benchmark Returns (₹) <sup>##</sup>
Since Inception (19th May 2015)	7.76%	7.53%	6.26%	19,172	18,820	16,972
January 31, 2017 to January 31, 2024 (7 years)	6.44%	6.59%	4.90%	15,484	15,633	13,978
January 31, 2019 to January 31, 2024 (5 years)	7.36%	7.52%	5.98%	14,265	14,369	13,370
January 29, 2021 to January 31, 2024 (3 years)	5.45%	4.64%	3.38%	11,728	11,459	11,052
January 31, 2023 to January 31, 2024 (1 year)	8.00%	7.60%	8.25%	10,800	10,760	10,825

<sup>#</sup>CRISIL Dynamic Bond A-III Index, <sup>##</sup>CRISIL 10 Year Gilt Index. Past performance may or may not be sustained in the future.

Different Plans shall have a different expense structure.

Refer to the section "GIPS Compliance" on Page no. 4 for GIPS related disclosure.

Returns are net of total expenses and are calculated on the basis of Compounded Annualized Growth Rate (CAGR).



## Quantum Dynamic Bond Fund - Regular Plan - Growth Option

Period	Scheme Returns (%)	Tier I - Benchmark <sup>#</sup> Returns (%)	Additional Benchmark Returns (%) <sup>##</sup>	Current Value ₹10,000 Invested at the beginning of a given period		
				Scheme Returns (₹)	Tier I - Benchmark <sup>#</sup> Returns (₹)	Additional Benchmark Returns (₹) <sup>##</sup>
Since Inception (01st Apr 2017)	6.60%	6.83%	5.14%	15,486	15,717	14,088
January 31, 2019 to January 31, 2024 (5 years)	7.19%	7.52%	5.98%	14,155	14,369	13,370
January 29, 2021 to January 31, 2024 (3 years)	5.26%	4.64%	3.38%	11,667	11,459	11,052
January 31, 2023 to January 31, 2024 (1 year)	7.69%	7.60%	8.25%	10,769	10,760	10,825

<sup>##</sup>CRISIL Dynamic Bond A-III Index, <sup>###</sup>CRISIL 10 Year Gilt Index. **Past performance may or may not be sustained in the future.**

Different Plans shall have a different expense structure. Refer to the section "GIPS Compliance" please see below for GIPS related disclosure.

Returns are net of total expenses and are calculated on the basis of Compounded Annualized Growth Rate (CAGR).



## Portfolio as on January 31, 2024 QUANTUM DYNAMIC BOND FUND

Name of Instrument	Rating	Market Value ₹ in Lakhs	% to Net Asset	Annualised Yield to Maturity
<b>DEBT INSTRUMENTS A) Listed /Awaiting listing on Stock Exchanges</b>				
<b>i. Bonds</b>				
1. 7.4% NABARD Sr 23A NCD (MD 30/01/2026)	CRISIL AAA	496.25	5.25%	7.82%
2. 6.9% IRFC Ltd NCD (MD 05/06/2035)	CRISIL AAA	473.87	5.01%	7.60%
<b>Total of Bonds</b>		<b>970.12</b>	<b>10.26%</b>	
<b>ii. Government Securities</b>				
1. 7.18% GOI (MD 24/07/2037)	Sovereign	3,982.66	42.15%	7.36%
2. 7.18% GOI (MD 14/08/2033)	Sovereign	3,007.11	31.82%	7.27%
3. 7.3% GOI (MD 19/06/2053)	Sovereign	50.58	0.54%	7.40%
<b>Total of Government Securities</b>		<b>7,040.35</b>	<b>74.51%</b>	
<b>iii) State Government Securities</b>				
1. 7.72% Tamilnadu SDL (MD 10/01/2034)	Sovereign	504.50	5.34%	7.73%
2. 7.7% Maharashtra SDL (MD 08/11/2034)	Sovereign	504.06	5.33%	7.73%
<b>Total of State Government Securities</b>		<b>1,008.56</b>	<b>10.67%</b>	
<b>B. Privately Placed/Unlisted</b>		NIL	NIL	NIL
<b>C. Securitized Debt Instruments</b>		NIL	NIL	NIL
<b>Total of Debt Instruments</b>		<b>9,019.03</b>	<b>95.44%</b>	
<b>MONEY MARKET INSTRUMENTS</b>				
<b>a. TREPS</b>		244.25	2.58%	6.72%
<b>OTHERS</b>				
1. Corporate Debt Market Development Fund A2		23.60	0.25%	
<b>Net Receivable/(payable)</b>		<b>162.51</b>	<b>1.73%</b>	
<b>Grand Total</b>		<b>9,449.39</b>	<b>100.00%</b>	

\*Cash & Cash Equivalents



## GIPS Compliance

A) Quantum Asset Management Company Pvt. Ltd. claims compliance with the Global Investment Performance Standards (GIPS®). GIPS® is a registered trademark of CFA Institute. CFA Institute does not endorse or promote this organization, nor does it warrant the accuracy or quality of the content contained herein.

B) Indian Rupee (INR) is the currency used to express performance and other statistics.



# PERFORMANCE OF THE FUNDS MANAGED BY PANKAJ PATHAK

## QUANTUM LIQUID FUND

Mr. Pankaj Pathak is the Fund Manager managing the scheme since March 01, 2017.

Period	January 31, 2023 to January 31, 2024 (1 year)		January 31, 2021 to January 31, 2024 (3 years)		January 31, 2019 to January 31, 2024 (5 years)	
	Scheme Return (%)	Tier I - Benchmark# Returns (%)	Scheme Return (%)	Tier I - Benchmark# Returns (%)	Scheme Return (%)	Tier I - Benchmark# Returns (%)
Quantum Liquid Fund - Direct Plan - Growth Option	6.95%	7.15%	5.04%	5.31%	4.90%	5.26%
Quantum Liquid Fund - Regular Plan - Growth Option	6.85%	7.15%	4.93%	5.31%	4.81%	5.26%

Past performance may or may not be sustained in the future.



#CRISIL Liquid Debt A-I Index.

Returns are net of total expenses and are calculated on the basis of Compounded Annualized Growth Rate (CAGR)

Different Plans shall have different expense structure.

Mr. Pankaj Pathak manages 2 schemes of the Quantum Mutual Fund.

## Product Labeling

Name of the Scheme & Tier I Benchmark	This product is suitable for investors who are seeking*	Risk-o-meter of Scheme	Risk-o-meter of Tier I Benchmark
Quantum Dynamic Bond Fund (An Open-ended Dynamic Debt Scheme Investing Across Duration. A relatively high interest rate risk and relatively low credit risk.)  Tier I Benchmark: CRISIL Dynamic Bond A-III Index	<ul style="list-style-type: none"> <li>Regular income over short to medium term and capital appreciation</li> <li>Investment in Debt / Money Market Instruments / Government Securities</li> </ul>	 <p>Investors understand that their principal will be at Moderate Risk</p>	

\*Investors should consult their financial advisers if in doubt about whether the product is suitable for them.

### PRC Matrix – Quantum Dynamic Bond Fund

Credit Risk →	Relatively Low (Class A)	Moderate (Class B)	Relatively High (Class C)
Interest Rate Risk ↓			
Relatively Low (Class I)			
Moderate (Class II)			
Relatively High (Class III)	<b>A-III</b>		

### a) Tax On Income Distribution (IDCW Option)

INVESTOR	INCOME TAX RATE	TDS
Resident Individuals/HUF /Domestic Company	Applicable Slab rates + Surcharge as applicable + 4 % Health & Education Cess	10% (if income distributed is more than Rs.5,000 during Financial Year)
Non-Resident	20% plus Surcharge as applicable + 4% Health & Education Cess	20% plus Surcharge as applicable + 4% Health & Education Cess

### b) Tax on Capital Gains\*

(For Investment done on or after 1st April, 2023)

### Short Term

(Irrespective of Holding Period)

Resident Individuals , HUF , Domestic Companies	Applicable Slab Rates - Maximum 30%
FII's	Applicable Slab Rates - Maximum 30%
Non-Resident Indians	Applicable Slab Rates - Maximum 30% (TDS deducted @ 30%)

\*The mentioned Tax Rates shall be increased by applicable surcharge if any, Health and Education Cess @4%. For further details on Taxation please refer the clause of Taxation of SAI. Investment done prior to 1st April, 2023, earlier Tax structure would be applicable.

Equity oriented schemes will also attract Securities Transaction Tax (STT) @ 0.001% at the time of redemption and switch to other schemes.

Stamp Duty applicable on Investors subscription unit transactions including Switch in as per the rate mentioned in the Amendments to Indian Stamp Act,1899

**TRANSACTION CHARGES:** No Transaction Charges shall be deducted from the investment amount for applications received in the Regular Plan.