

QUANTUM NIFTY 50 ETF FUND OF FUND

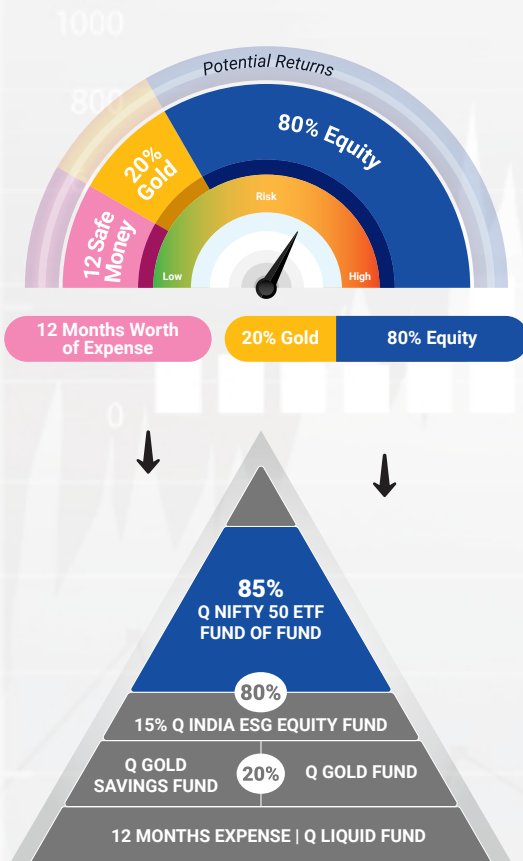
An open ended fund of fund scheme investing in units of Quantum Nifty 50 ETF

Investment Objective

The investment objective of the Scheme is to provide capital appreciation by investing in units of Quantum Nifty 50 ETF - Replicating / Tracking Nifty 50 Index.

There is no assurance or guarantee that the investment objective of the Scheme will be achieved.

Add value to your portfolio with QNifty50



**Please note the above is a suggested fund allocation and not to be considered as an investment advice or recommendation.*

★ Scheme Features



Fund Manager

Mr. Hitendra Parekh

Work experience: 29.5 years. He has been managing this fund since August 05, 2022



Category of Scheme

Fund of Funds - Domestic



Inception Date (Date of Allotment)

August 05, 2022



Declaration of Net Asset Value (NAV)

Every Business Day



Entry / Sales Load

Not Applicable



Total Expense Ratio (As on month end)

TER specified are the actual expenses charged (i.e. effective rate) as at the end of the month.

Direct Plan : Total TER = 0.06%

{Base TER 0.06% (0.06% Other Expenses)}

Regular Plan : Total TER = 0.18%

{Base TER 0.18% (Inclusive of 0.06% Other Expenses & 0.12% Distributor Commission)}



Benchmark Index

Tier I Benchmark - Nifty 50 TRI



Minimum Application Amount (Under each Option)

Purchase: Rs. 500 /- and in multiples of Rs. 1 thereafter
Additional Purchase: Rs. 500 /- and in multiples of Rs. 1 thereafter



Investment Options

Growth



Scheme Code

QTMM/O/O/FOD/22/02/0011

QUANTUM NIFTY 50 ETF FUND OF FUND

An open ended fund of fund scheme
investing in units of Quantum Nifty 50 ETF

★ Scheme Features



Redemption Proceeds

Processed through RTGS/NEFT mode on T+2 basis from the date of transaction where the investor's Bank details are available.

Processed through cheque on T+2 basis from the date of transaction where the required Bank details of investor are not available.



Exit Load

NIL



Taxation[#]

The amount of Long Term Capital Gain in excess of ₹1,00,000/- in a year will be taxable @ 10% Tax on Short Term Capital Gains - 15%

NAV (as on June 30, 2023)	Direct Plan (₹/Unit)	Regular Plan (₹/Unit)
Growth Option	11.0949	11.0831

AUM ₹(In Crores) (as on June 30, 2023)	
Average AUM* 18.38	Absolute AUM 18.85

*Cumulative Daily AuM / No of days in the month



Brokerages & Commissions Details

Brokerages on Investments for June 2023 ₹24,748.15

Distributor commissions for June 2023 ₹877.70

Portfolio Turnover Ratio (Last one year) NIL

[#]The mentioned Tax Rates shall be increased by applicable surcharge, if any, Health and Education Cess @ 4% where ever as applicable.

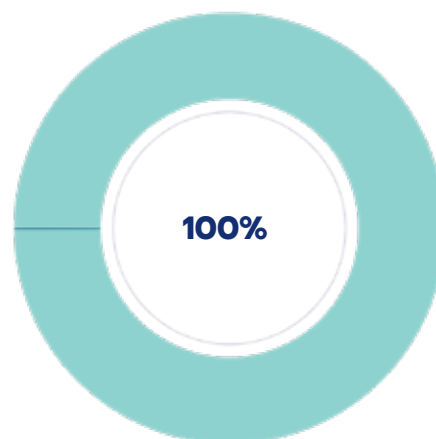
Equity oriented schemes will also attract Securities Transaction Tax (STT) @ 0.001% at the time of redemption and switch to other schemes.

Stamp Duty applicable on Investors subscription unit transactions including Switch in as per the rate mentioned in the Amendments to Indian Stamp Act, 1899

TRANSACTION CHARGES: No Transaction Charges shall be deducted from the investment amount for applications received.

Units of Quantum Nifty 50 ETF	99.92%
TREPS & Net Receivable / (Payable)	0.08%
Total	100.00%

0.08%
TREPS & Net
Receivable /
(Payable)



99.92%
Units of Quantum
Nifty 50 ETF

Performance of the Scheme

Direct Plan

Quantum Nifty 50 ETF Fund of Fund - Direct Plan - Growth Option

Period	Scheme Returns (%)	Tier I - Benchmark [#] Returns (%)	Additional Benchmark Returns (%) ^{##}	Current Value ₹10,000 Invested at the beginning of a given period		
				Scheme Returns (₹)	Tier I - Benchmark [#] Returns (₹)	Additional Benchmark Returns (₹) ^{##}
Since Inception (05th Aug 2022)	10.95%	11.28%	12.11%	11,095	11,128	11,211
Dec 31, 2022 to June 30, 2023 (6 month)	6.40%	6.58%	7.24%	10,640	10,658	10,724

[#]Nifty 50 TRI ^{##}S&P BSE Sensex TRI

Past performance may or may not be sustained in the future. Load is not taken into consideration in Scheme returns calculation.

[®]Indicates the current value of ₹10,000/- invested at the beginning of a given period.

Different Plans have a different expense structure.

*Returns for Less than 1 year are calculated as Absolute Return.

Refer to the section "GIPS Compliance" on page no. 4 for GIPS related disclosure.

Mr. Hitendra Parekh manages 2 Scheme of the Quantum Mutual Fund.

Direct Plan Launched on August 05, 2022 but not yet completed 1, 3 and 5 years period since its launch.

Performance of the Scheme

Regular Plan

Quantum Nifty 50 ETF Fund of Fund - Regular Plan - Growth Option

Period	Scheme Returns (%)	Tier I - Benchmark [#] Returns (%)	Additional Benchmark Returns (%) ^{##}	Current Value ₹10,000 Invested at the beginning of a given period		
				Scheme Returns (₹)	Tier I - Benchmark [#] Returns (₹)	Additional Benchmark Returns (₹) ^{##}
Since Inception (05th Aug 2022)	10.83%	11.28%	12.11%	11,083	11,128	11,211
Dec 31, 2022 to June 30, 2023 (6 month)	6.34%	6.58%	7.24%	10,634	10,658	10,724

[#]Nifty 50 TRI ^{##}S&P BSE Sensex TRI

Past performance may or may not be sustained in the future. Load is not taken into consideration in Scheme returns calculation.

[®]Indicates the current value of ₹10,000/- invested at the beginning of a given period.

Different Plans have a different expense structure.

*Returns for Less than 1 year are calculated as Absolute Return.

Refer to the section "GIPS Compliance" on page no. 4 for GIPS related disclosure.

Mr. Hitendra Parekh manages 2 Scheme of the Quantum Mutual Fund.

Regular Plan Launched on August 05, 2022 but not yet completed 1, 3 and 5 years period since its launch.



Portfolio as on June 30, 2023 Quantum Nifty 50 ETF Fund of Fund

Name of Instrument	Quantity	Market/ Fair Value (₹ in Lakhs)	% to NAV
A. EXCHANGE TRADED FUND UNITS			
1. Quantum Nifty 50 ETF	92,210	1,883.09	99.92%
Total of Exchange Traded Fund Units		1,883.09	99.92%
B. MONEY MARKET INSTRUMENTS			
a. TREPS		27.67	1.47%
Net Receivable/(payable)		-26.18	-1.39%
Grand Total		1,884.58	100.00%

*Cash & Cash Equivalents





GIPS Compliance

A) Quantum Asset Management Company Pvt. Ltd. claims compliance with the Global Investment Performance Standards (GIPS®). GIPS® is a registered trademark of CFA Institute. CFA Institute does not endorse or promote this organization, nor does it warrant the accuracy or quality of the content contained herein.

B) Indian Rupee (INR) is the currency used to express performance and other statistics.



Product Labeling

Name of the Scheme & Tier I Benchmark	This product is suitable for investors who are seeking*	Risk-o-meter of Scheme	Risk-o-meter of Tier I Benchmark
Quantum Nifty 50 ETF Fund of Fund (An Open ended Fund of Fund Scheme investing in units of Quantum Nifty 50 ETF) Tier I Benchmark: Nifty 50 TRI	<ul style="list-style-type: none"> Long term capital appreciation Investments in units of Quantum Nifty 50 ETF – Exchange Traded Fund 	 <p>Investors understand that their principal will be at Very High Risk</p>	

*Investors should consult their financial advisers if in doubt about whether the product is suitable for them.

Investors in the Scheme shall bear the recurring expenses of the Scheme in addition to the expenses of other schemes in which Fund of Funds scheme makes investment (subject to regulatory limits).