

QUANTUM ESG BEST IN CLASS STRATEGY FUND

An Open-ended equity scheme investing in companies following Environment, Social and Governance (ESG) theme assessed through a Best In Class Strategy



Fund Details (as on March 31, 2025)

Category of Scheme Thematic Scheme

Investment Objective

The Investment Objective of the scheme is to achieve long-term capital appreciation by investing in share of companies identified based on the Environment, Social and Governance (ESG) theme following Best in Class Strategy. There is no assurance that the Investment Objective of the Scheme will be achieved.

Inception Date (Date of Allotment)

July 12, 2019

Benchmark Index

Tier I Benchmark - Nifty100 ESG Total Return Index

Declaration of Net Asset Value (NAV)

Every Business Day

NAV of Plans/Options (as on March 31, 2025)

	Direct (₹/Unit)	Regular (₹/Unit)
Growth	23.47	22.34

AUM ₹ (In Crores) (as on March 31, 2025)

Average AUM* : 89.29

Absolute AUM : 91.90

*Cumulative Daily AUM / No of days in the month

Fund Manager

Mr. Chirag Mehta - Fund Manager

(Work experience: 22 years)

He has been managing this fund since July 12, 2019

Mr. Rajorshi Palit - Associate Fund Manager

(Work experience: 3.5 years)

He has been managing this fund since Nov 04, 2024

Key Statistics

^^Standard Deviation : 13.76%

^^Beta : 0.87

^^Sharpe Ratio : 0.39

Weighted Average ESG : 73.52

Score of the Scheme

SEBI Registered ESG Rating Provider (ERP)

Name is Stakeholders Empowerment Services (SES)

Entry Load

Not Applicable

Exit Load

• NIL: If 10% of units If redeemed or switched out on or before 365 days from the date of allotment

• 1%: If Remaining 90% of units if redeemed or switched out on or before 365 days from the date of allotment

• NIL: If redeemed or switched out after 365 days from the date of allotment

Note: Redemptions, Switch, Systematic Withdrawal Plan (SWP) and Systematic Transfer Plan (STP) will be processed on First In First Out (FIFO) basis and the applicable exit load will be charged. However, no exit load will be charged for switches between option /plan within the scheme.

Total Expense Ratio (As on month end)

Direct Plan – Total TER : 0.74%

Regular Plan – Total TER : 2.09%

Brokerages & Commissions Details

Brokerages on Investments for March 2025: ₹60,961.00

Distributor commissions for March 2025: ₹2,68,460.00

Portfolio Turnover Ratio (Last one year): 17.42%

Minimum Application Amount (Under each Option)

Purchase: ₹500/- and in multiples of ₹1/- thereafter.

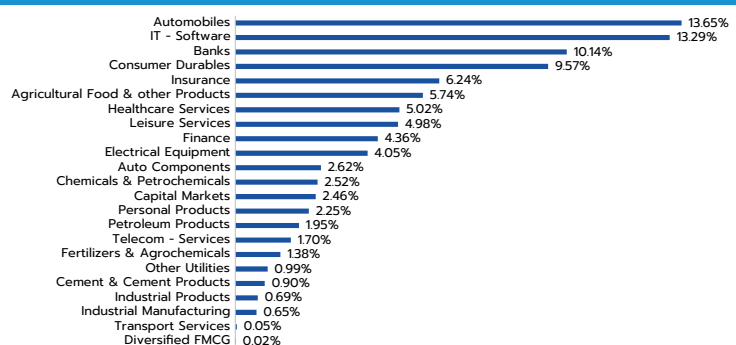
Additional Purchase: ₹500/- and multiples of Re.1/- thereafter /50 units.

Portfolio as on March 31, 2025

Name of Instrument	Industry	% to NAV	Annualised Yield to Maturity	ESG Scores
EQUITY & EQUITY RELATED				
A) Listed /Awaiting listing on Stock Exchanges				
1. The Indian Hotels Company Ltd	Leisure Services	4.98%		75.50
2. TVS Motor Company Ltd	Automobiles	4.82%		71.40
3. HDFC Bank Ltd	Banks	3.59%		80.20
4. Persistent Systems Ltd	IT - Software	2.98%		77.40
5. Marico Ltd	Agricultural Food & other Products	2.64%		74.00
6. ICICI Lombard General Insurance Company Ltd	Insurance	2.51%		74.70
7. ICICI Bank Ltd	Banks	2.49%		75.80
8. Bajaj Finance Ltd	Finance	2.33%		78.80
9. Tata Consumer Products Ltd	Agricultural Food & other Products	2.20%		63.10
10. Kotak Mahindra Bank Ltd	Banks	2.20%		76.70
11. Infosys Ltd	IT - Software	2.18%		77.20
12. Mahindra & Mahindra Ltd	Automobiles	2.05%		74.90
13. Bajaj Finserv Ltd	Finance	2.03%		78.60
14. Castrol India Ltd	Petroleum Products	1.95%		67.20
15. Thermax Ltd	Electrical Equipment	1.92%		66.40
16. Voltas Ltd	Consumer Durables	1.92%		69.80
17. HDFC Life Insurance Company Ltd	Insurance	1.91%		76.90
18. Syngene International Ltd	Healthcare Services	1.84%		76.20
19. Havells India Ltd	Consumer Durables	1.84%		67.10
20. ICICI Prudential Life Insurance Company Ltd	Insurance	1.82%		76.20
21. Tata Consultancy Services Ltd	IT - Software	1.77%		72.60
22. Wipro Ltd	IT - Software	1.73%		78.80
23. Tata Communications Ltd	Telecom - Services	1.70%		70.90
24. Maruti Suzuki India Ltd	Automobiles	1.68%		74.00
25. Bosch Ltd	Auto Components	1.66%		70.10
26. Crompton Greaves Consumer Electricals Ltd	Consumer Durables	1.62%		76.30
27. Tata Motors Ltd	Automobiles	1.59%		78.80
28. Central Depository Services (India) Ltd	Capital Markets	1.54%		77.40
29. HCL Technologies Ltd	IT - Software	1.46%		79.90
30. Titan Company Ltd	Consumer Durables	1.45%		69.40
31. Rallis India Ltd	Fertilizers & Agrochemicals	1.38%		71.30
32. Bajaj Auto Ltd	Automobiles	1.32%		68.70
33. Vinati Organics Ltd	Chemicals & Petrochemicals	1.29%		62.60
34. Tata Chemicals Ltd	Chemicals & Petrochemicals	1.23%		69.40
35. Coforge Ltd	IT - Software	1.19%		71.40
36. Colgate Palmolive (India) Ltd	Personal Products	1.17%		72.50
37. ABB India Ltd	Electrical Equipment	1.17%		70.60
38. Dr. Lal Path Labs Ltd	Healthcare Services	1.16%		71.30
39. Eicher Motors Ltd	Automobiles	1.14%		73.20
40. Godrej Consumer Products Ltd	Personal Products	1.08%		76.00
41. The Federal Bank Ltd	Banks	1.06%		79.30
42. Hero MotoCorp Ltd	Automobiles	1.05%		75.50
43. Asian Paints Ltd	Consumer Durables	1.03%		74.20
44. Tech Mahindra Ltd	IT - Software	1.02%		78.80
45. Narayana Hrudayalaya Ltd	Healthcare Services	1.02%		73.70
46. Krishna Institute Of Medical Sciences Ltd	Healthcare Services	1.00%		67.30
47. Symphony Ltd	Consumer Durables	0.99%		74.20
48. ION Exchange (India) Ltd	Other Utilities	0.99%		66.90
49. Mphasis Ltd	IT - Software	0.96%		74.50
50. Hitachi Energy India Ltd	Electrical Equipment	0.96%		70.10
51. Sundram Fasteners Ltd	Auto Components	0.96%		68.30
52. Computer Age Management Services Ltd	Capital Markets	0.92%		79.80
53. LT Foods Ltd	Agricultural Food & other Products	0.90%		69.50
54. Nuvoco Vistas Corporation Ltd	Cement & Cement Products	0.90%		66.60
55. IndusInd Bank Ltd	Banks	0.80%		72.00
56. Orient Electric Ltd	Consumer Durables	0.72%		73.40
57. EPL Ltd	Industrial Products	0.69%		67.50
58. GMM Pfaudler Ltd	Industrial Manufacturing	0.65%		67.70
59. Mahindra Logistics Ltd	Transport Services	0.05%		67.50
60. Hindustan Unilever Ltd	Diversified FMCG	0.02%		72.00
B) Unlisted		NIL		
Total of all Equity		95.22%		
MONEY MARKET INSTRUMENTS				
A. TREPS*		3.57%	6.76%	
Net Receivable/(payable)		1.21%		
Grand Total		100.00%		

* Cash & Cash Equivalents

Industry Allocation (% of Net Assets) as on March 31, 2025



QUANTUM ESG BEST IN CLASS STRATEGY FUND

An Open-ended equity scheme investing in companies following Environment, Social and Governance (ESG) theme assessed through a Best In Class Strategy



Fund Details (as on March 31, 2025)

Redemption Proceeds

Processed through RTGS/NEFT mode on T+2 basis from the date of transaction where the investor's Bank details are available.

Processed through cheque on T+2 basis from the date of transaction where the required Bank details of investor are not available.

GIPS Compliance

- Quantum Asset Management Company Pvt. Ltd. claims compliance with the Global Investment Performance Standards (GIPS®). GIPS® is a registered trademark of CFA Institute. CFA Institute does not endorse or promote this organization, nor does it warrant the accuracy or quality of the content contained herein.
- Indian Rupee (INR) is the currency used to express performance and other statistics.

If you had invested INR 10,000 every month

SIP Performance as on March 31, 2025

Quantum ESG Best In Class Strategy Fund - Direct Plan	Since Inception	5 Years	3 Years	1 Year
Total Amount Invested (₹'000)	680	600	360	120
Mkt Value of scheme as on March 31, 25 (₹'000)	1,045	862	431	117
Tier I - Benchmark# Value (₹'000)	1,042	861	433	118
Additional Benchmark### Value (₹'000)	1,021	852	426	120
Scheme Returns (XIRR) (%)	15.15%	14.53%	12.20%	-5.44%
Tier I - Benchmark# Returns (%)	15.04%	14.49%	12.49%	-3.51%
Additional Benchmark### Returns (%)	14.32%	14.07%	11.29%	-0.20%
Quantum ESG Best In Class Strategy Fund - Regular Plan	Since Inception	5 Years	3 Years	1 Year
Total Amount Invested (₹'000)	680	600	360	120
Mkt Value of scheme as on March 31, 25 (₹'000)	1,012	837	423	116
Tier I - Benchmark# Value (₹'000)	1,042	861	433	118
Additional Benchmark### Value (₹'000)	1,021	852	426	120
Scheme Returns (XIRR) (%)	13.99%	13.33%	10.87%	-6.71%
Tier I - Benchmark# Returns (%)	15.04%	14.49%	12.49%	-3.51%
Additional Benchmark### Returns (%)	14.32%	14.07%	11.29%	-0.20%

#NIFTY100 ESG TRI, ##BSE Sensex TRI

Past performance may or may not be sustained in the future. The above SIP performance is for Quantum ESG Best In Class Strategy Fund - Direct Plan and Regular Plan - Growth option. Load is not taken into consideration using applicable NAV on the SIP day (5th of every month). Return on SIP and Benchmark are annualized and compounded investment return for cash flows resulting out of uniform and regular monthly subscriptions as on 5th day of every month (in case 5th is a non-Business Day, then the next Business Day) and have been worked out using the Excel spreadsheet function known as XIRR. XIRR calculates the internal rate of return for series of cash flow. Assuming ₹10,000 invested every month on 5th day of every month (in case 5th is a non-Business Day, then the next Business Day), and since inception returns from SIP are annualized and compounded investment return computed on the assumption that SIP installments were received across the time periods from the start date of SIP.

Returns are net of total expenses

*XIRR - XIRR calculates the internal rate of return to measure and compare the profitability of series of investments.

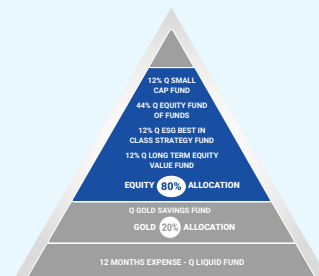
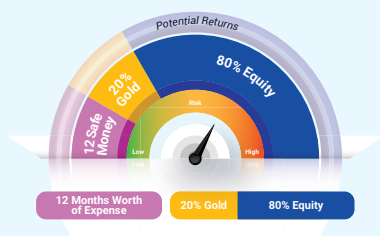
Product Label

Name of the Scheme and Benchmark	This product is suitable for investors who are seeking*	Risk-o-meter of Scheme	Risk-o-meter of Tier I Benchmark
Quantum ESG Best In Class Strategy Fund (An Open-ended equity scheme investing in companies following Environment, Social and Governance (ESG) theme assessed through a Best In Class Strategy) Tier I Benchmark: NIFTY100 ESG TRI	<ul style="list-style-type: none"> Long term capital appreciation Invests in shares of companies that meet Quantum's Environment, Social, Governance (ESG) criteria 	<p>The risk of the scheme is Very High Risk</p>	<p>The risk of the benchmark is Very High Risk</p>

*Investors should consult their financial advisers if in doubt about whether the product is suitable for them.

Please [click here](#) for more details on taxation

Equity Investing for a Greener Future – QESG in our Asset Allocation Strategy



Please note the above is a suggested asset allocation approach and not to be considered as an investment advice or recommendation.



Know More

Performance of the Scheme

Quantum ESG Best In Class Strategy Fund

as on March 31, 2025

Quantum ESG Best In Class Strategy Fund - Direct Plan - Growth Option				Current Value ₹10,000 Invested at the beginning of a given period		
Period	Scheme Returns (%)	Tier I - Benchmark [#] Returns (%)	Additional Benchmark Returns (%) ^{##}	Scheme Returns (₹)	Tier I - Benchmark [#] Returns (₹)	Additional Benchmark Returns (₹) ^{##}
Since Inception (12th Jul 2019)	16.07%	15.52%	14.18%	23,470	22,830	21,364
5 years	23.91%	23.91%	22.73%	29,228	29,228	27,864
3 years	12.27%	10.83%	11.14%	14,156	13,618	13,731
1 year	6.25%	6.05%	6.39%	10,625	10,605	10,639

Quantum ESG Best In Class Strategy Fund - Regular Plan - Growth Option				Current Value ₹10,000 Invested at the beginning of a given period		
Period	Scheme Returns (%)	Tier I - Benchmark [#] Returns (%)	Additional Benchmark Returns (%) ^{##}	Scheme Returns (₹)	Tier I - Benchmark [#] Returns (₹)	Additional Benchmark Returns (₹) ^{##}
Since Inception (12th Jul 2019)	15.08%	15.52%	14.18%	22,340	22,830	21,364
5 years	22.79%	23.91%	22.73%	27,925	29,228	27,864
3 years	11.09%	10.83%	11.14%	13,714	13,618	13,731
1 year	4.93%	6.05%	6.39%	10,493	10,605	10,639

#NIFTY100 ESG TRI, ##BSE Sensex TRI.

Past performance may or may not be sustained in the future. Load is not taken into consideration in Scheme returns calculation.

Different Plans shall have a different expense structure.

Returns are net of total expenses and are calculated on the basis of Compounded Annualized Growth Rate (CAGR)

Ms. Sneha Joshi has ceased to be the Fund Manager of Quantum ESG Best In Class Strategy Fund with effect from October 11, 2024.

Note: Name of Quantum India ESG Equity Fund has been changed to Quantum ESG Best In Class Strategy Fund effective from 1st February, 2024.

Fund Manager wise Performance

As on March 31, 2025

Performance of the Funds Managed by Mr. Chirag Mehta. Total Schemes Managed - 8

Quantum Multi Asset Fund of Funds

Mr. Chirag Mehta is managing the scheme since July 11, 2012.

Period	1 Year		3 Years		5 Years	
	Scheme Return (%)	Tier I - Benchmark [#] Returns (%)	Scheme Return (%)	Tier I - Benchmark [#] Returns (%)	Scheme Return (%)	Tier I - Benchmark [#] Returns (%)
Quantum Multi Asset Fund of Funds - Direct Plan - Growth Option	11.54%	11.52%	11.32%	10.99%	13.30%	14.67%
Quantum Multi Asset Fund of Funds - Regular Plan - Growth Option	11.12%	11.52%	10.92%	10.99%	12.91%	14.67%

Past performance may or may not be sustained in the future. Load is not taken into consideration in Scheme Return Calculation.

#CRISIL Dynamic Bond A-III Index (20%) + CRISIL Liquid Debt A-I Index (25%) + Nifty 50 TRI (40%) + Domestic Price of Physical Gold (15%). w.e.f. April 3, 2023, benchmark of the scheme has been changed. It is a customized index and it is rebalanced daily.

Returns are net of total expenses and are calculated on the basis of Compounded Annualized Growth Rate (CAGR).

Different Plans shall have different expense structure.

Mr. Chirag Mehta manages 8 Schemes of the Quantum Mutual Fund. Ms. Sneha Pandey (Associate Fund Manager) and Ms. Mansi Vasa (Associate Fund Manager) have been managing the scheme since April 01, 2025 along with Mr. Chirag Mehta.

Quantum Equity Fund of Funds

Mr. Chirag Mehta is managing the scheme since November 01, 2013.

Period	1 Year		3 Years		5 Years	
	Scheme Return (%)	Tier I - Benchmark [#] Returns (%)	Scheme Return (%)	Tier I - Benchmark [#] Returns (%)	Scheme Return (%)	Tier I - Benchmark [#] Returns (%)
Quantum Equity Fund of Funds - Direct Plan - Growth Option	9.99%	6.22%	13.90%	13.50%	23.73%	25.59%
Quantum Equity Fund of Funds - Regular Plan - Growth Option	9.73%	6.22%	13.63%	13.50%	23.43%	25.59%

Past performance may or may not be sustained in the future. Load is not taken into consideration in Scheme Return Calculation.

#BSE 200 TRI.

Returns are net of total expenses and are calculated on the basis of Compounded Annualized Growth Rate (CAGR).

Different Plans shall have different expense structure.

Mr. Chirag Mehta manages 8 Schemes of the Quantum Mutual Fund. Mr. Piyush Singh (Associate Fund Manager) has been managing the scheme since April 01, 2025 along with Mr. Chirag Mehta.

Fund Manager wise Performance

As on March 31, 2025



Quantum Gold Savings Fund

Mr. Chirag Mehta is managing the scheme since May 19, 2011.

Period	1 Year		3 Years		5 Years	
	Scheme Return (%)	Tier I - Benchmark# Returns (%)	Scheme Return (%)	Tier I - Benchmark# Returns (%)	Scheme Return (%)	Tier I - Benchmark# Returns (%)
Quantum Gold Savings Fund - Direct Plan - Growth Option	31.64%	35.45%	18.86%	20.34%	13.79%	15.61%
Quantum Gold Savings Fund - Regular Plan - Growth Option	31.43%	35.45%	18.68%	20.34%	13.63%	15.61%

Past performance may or may not be sustained in the future.

#Domestic Price of Physical Gold.

Returns are net of total expenses and are calculated on the basis of Compounded Annualized Growth Rate (CAGR).

Different Plans shall have different expense structure.

Mr. Chirag Mehta manages 8 Schemes of the Quantum Mutual Fund.

Quantum Gold Fund

Mr. Chirag Mehta is the Fund Manager effective from June 01, 2024.

Period	1 Year		3 Years		5 Years	
	Scheme Return (%)	Tier I - Benchmark# Returns (%)	Scheme Return (%)	Tier I - Benchmark# Returns (%)	Scheme Return (%)	Tier I - Benchmark# Returns (%)
Quantum Gold Fund - Growth Option	34.03%	35.45%	19.21%	20.34%	14.56%	15.61%

Past performance may or may not be sustained in the future.

The Scheme being Exchange Traded Fund has one plan to invest through stock exchange and having a single expense structure.

Returns are net of total expenses and are calculated on the basis of Compounded Annualized Growth Rate (CAGR).

Mr. Chirag Mehta manages 8 schemes.

#Domestic Price of Physical Gold

Quantum Small Cap Fund

Mr. Chirag Mehta Co-managing the scheme along with Mrs. Abhilasha Satale since November 03, 2023

Period	1 Year	
	Scheme Return (%)	Tier I - Benchmark# Returns (%)
Quantum Small Cap Fund - Direct Plan - Growth Option	7.38%	5.04%
Quantum Small Cap Fund - Regular Plan - Growth Option	5.79%	5.04%

Past performance may or may not be sustained in the future.

Different Plans shall have a different expense structure.

Returns are net of total expenses and are calculated on the basis of Compounded Annualized Growth Rate (CAGR).

Mr. Chirag Mehta manages 8 schemes and Mrs. Abhilasha Satale manages 1 Scheme of the Quantum Mutual Fund.

#BSE 250 Small Cap TRI

The Performance of Quantum Multi Asset Allocation Fund and Quantum Ethical Fund will be disclosed on completion of 1 year since its inception in terms of SEBI Master Circular No. SEBI/HO/IMD/IMD-PoD-1/P/CIR/2024/90 dated June 27, 2024