

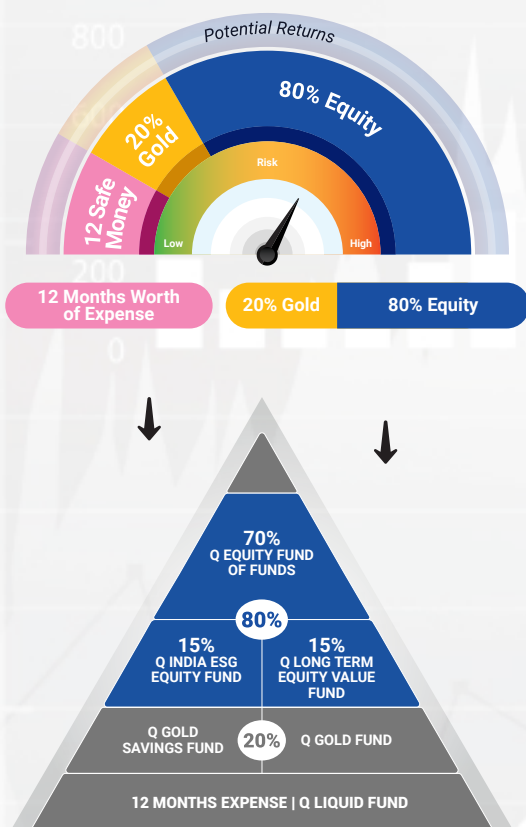
# QUANTUM EQUITY FUND OF FUNDS

An Open Ended Fund of Funds scheme Investing in Open Ended Diversified Equity Schemes of Mutual Funds

## Investment Objective

The investment objective of the scheme is to generate long-term capital appreciation by investing in a portfolio of open-ended diversified equity schemes of mutual funds registered with SEBI. There can be no assurance of positive returns from following the stated investment strategy.

## Achieve optimal equity diversification with QEFOF



\*Please note the above is a suggested fund allocation and not to be considered as an investment advice or recommendation.

## ★ Scheme Features



### Fund Manager

**Mr. Chirag Mehta**

Work experience: 19 years. He has been managing this fund since November 1, 2013



### Category of Scheme

Fund of Funds – Domestic



### Inception Date (Date of Allotment)

July 20, 2009



### Declaration of Net Asset Value (NAV)

Every Business Day



### Entry / Sales Load

Not Applicable



### Total Expense Ratio (As on month end)

TER specified are the actual expenses charged (i.e. effective rate) as at the end of the month.

Total average Expense ratio of QEFOF combined with the average expense ratio charged by the underlying schemes - Direct Plan

#### Direct Plan - Total TER = 0.51%

{Base TER 0.44% (Inclusive of 0.41% Management Fees & 0.03% Other Expenses) + 0.07% GST (18% GST on 0.41% Management Fees)}

#### Regular Plan - Total TER = 0.75%

{Base TER 0.68% (Inclusive of 0.41% Management Fees & 0.03% Other Expenses & 0.24% Distributor Commission) + 0.07% GST (18% GST on 0.41% Management Fees)}



### Benchmark Index

Tier I Benchmark - S&P BSE 200 - Total Return Index



### Minimum Application Amount (Under each Option)

Purchase: ₹ 500/- and in multiples of ₹ 1/- thereafter.  
Additional Purchase: ₹ 500/- and in multiples of ₹ 1/- thereafter/ 50 units

# QUANTUM EQUITY FUND OF FUNDS

An Open Ended Fund of Funds scheme Investing in Open Ended Diversified Equity Schemes of Mutual Funds

## ★ Scheme Features



### Investment Options

Growth & Income Distribution cum Capital Withdrawal (IDCW) (Income Distribution cum Capital Withdrawal (IDCW) Option will in turn have two Facilities, Payout of Income Distribution cum Capital Withdrawal (IDCW) Facility and Reinvestment of Income Distribution cum Capital Withdrawal (IDCW) Facility)



### Redemption Proceeds

Processed through RTGS/NEFT mode on T+2 basis from the date of transaction where the investor's Bank details are available. Processed through cheque on T+2 basis from the date of transaction where the required Bank details of investor are not available.



### Exit Load

For complete details on Exit Load please refer page no. 4



### Research Services

Quantum Information Services Private Limited (QIS) which owns the website www.PersonalFN.com is the designated agency to provide a recommended list of diversified equity schemes to Quantum Equity Fund of Funds. The investments in diversified equity schemes is made by Quantum Equity Fund of Funds based on / from that recommended list of diversified equity schemes provide by QIS

NAV (as on May 31, 2023)	Direct Plan (₹/Unit)	Regular Plan (₹/Unit)
IDCW Option	56.702	56.008
Growth Option	56.702	56.008

### AUM ₹(In Crores) (as on May 31, 2023)

Average AUM*	Absolute AUM
93.54	95.24

\*Cumulative Daily AuM / No of days in the month

## Key Statistics

	QEFOF*	Benchmark S&P BSE 200 TRI
<b>^^Standard Deviation (Annualised)</b> <small>Measures the up/down movement over time also known as volatility</small>	13.25%	15.04%
<b>^^Beta</b> <small>Measures how QEFOF moved relative to the Index which is 1.00</small>	0.86	1.00
<b>^^Sharpe Ratio</b> <small>Measures the return relative to the volatility</small>	1.21	1.26

Calculated over a 3-Yr period, Monthly Rolling Return basis. Data as of May 2023. \*Data based on QEFOF's underlying fund holdings  
Past performance may or may not be sustained in future.



### Brokerages & Commissions Details

Brokerages on Investments for May 2023 NIL

Distributor commissions for May 2023 ₹16,284.73



The Scheme is managed by **Mr. Chirag Mehta.**

Mr. Chirag Mehta is the Fund Manager managing the scheme since **November 01, 2013.**

For other Schemes Managed by Mr. Chirag Mehta please see page no. 5



## Performance of the Scheme

Direct Plan

## Quantum Equity Fund of Funds - Direct Plan - Growth Option

Period	Scheme Returns (%)	Tier I - Benchmark <sup>#</sup> Returns (%)	Additional Benchmark Returns (%) <sup>##</sup>	Current Value ₹ 10,000 Invested at the beginning of a given period		
				Scheme Returns (₹)	Tier I - Benchmark <sup>#</sup> Returns (₹)	Additional Benchmark Returns (₹) <sup>##</sup>
Since Inception (20th Jul 2009)	13.32%	12.63%	12.26%	56,702	52,050	49,728
May 31, 2013 to May 31, 2023 (10 years)	14.50%	14.22%	13.68%	38,752	37,837	36,078
May 31, 2016 to May 31, 2023 (7 years)	12.21%	14.22%	14.38%	22,399	25,365	25,615
May 31, 2018 to May 31, 2023 (5 years)	10.34%	12.81%	13.48%	16,357	18,276	18,827
May 29, 2020 to May 31, 2023 (3 years)	23.84%	27.02%	26.02%	19,014	20,523	20,037
May 31, 2022 to May 31, 2023 (1 year)	13.15%	12.57%	14.05%	11,315	11,257	11,405

<sup>#</sup>S&P BSE 200 TRI, <sup>##</sup>S&P BSE Sensex TRI.

**Past performance may or may not be sustained in the future.** Load is not taken into consideration in scheme returns calculation.

Different Plans shall have a different expense structure.

Refer to the section "GIPS Compliance" on Page no. 5 for GIPS related disclosure.

Returns are net of total expenses and are calculated on the basis of Compounded Annualized Growth Rate (CAGR).



## Performance of the Scheme

Regular Plan

## Quantum Equity Fund of Funds - Regular Plan - Growth Option

Period	Scheme Returns (%)	Tier I - Benchmark <sup>#</sup> Returns (%)	Additional Benchmark Returns (%) <sup>##</sup>	Current Value ₹ 10,000 Invested at the beginning of a given period		
				Scheme Returns (₹)	Tier I - Benchmark <sup>#</sup> Returns (₹)	Additional Benchmark Returns (₹) <sup>##</sup>
Since Inception (01st Apr 2017)	10.57%	13.32%	14.28%	18,593	21,626	22,789
May 31, 2018 to May 31, 2023 (5 years)	10.10%	12.81%	13.48%	16,180	18,276	18,827
May 29, 2020 to May 31, 2023 (3 years)	23.54%	27.02%	26.02%	18,875	20,523	20,037
May 31, 2022 to May 31, 2023 (1 year)	12.87%	12.57%	14.05%	11,287	11,257	11,405

<sup>#</sup>S&P BSE 200 TRI, <sup>##</sup>S&P BSE Sensex TRI.

**Past performance may or may not be sustained in the future.** Load is not taken into consideration in scheme returns calculation.

Different Plans shall have a different expense structure.

Refer to the section "GIPS Compliance" on Page no. 5 for GIPS related disclosure.

Returns are net of total expenses and are calculated on the basis of Compounded Annualized Growth Rate (CAGR)

Regular Plan was launched on 1st April 2017. 5 year Returns of Regular Plan have been calculated considering the NAV of 1st April, 2017.

## SIP Performance as on May 31, 2023

	Total Amount Invested (₹ '000)	Mkt Value as on May 31, 23 (₹ '000)	Tier I - Benchmark <sup>#</sup> Returns (₹ '000)	Additional Benchmark Returns (₹ '000) <sup>##</sup>	Returns (XIRR*) (%)	Tier I - Benchmark <sup>#</sup> Returns (%)	Additional Benchmark Returns (%) <sup>##</sup>
SIP Since Inception	1,660	4,266	4,425	4,350	12.72%	13.19%	12.97%
10 Years SIP	1,200	2,306	2,467	2,445	12.57%	13.83%	13.67%
7 Years SIP	840	1,279	1,388	1,406	11.86%	14.15%	14.51%
5 Years SIP	600	835	879	873	13.26%	15.36%	15.05%
3 Years SIP	360	435	446	445	12.73%	14.51%	14.46%
1 Year SIP	120	128	127	128	12.60%	11.40%	13.18%

<sup>#</sup>S&P BSE 200 TRI, <sup>##</sup>S&P BSE Sensex TRI.

**Past performance may or may not be sustained in the future.** The above SIP performance is for Quantum Equity Fund of Funds - Direct plan - Growth option. Load is not taken into consideration using applicable NAV on the SIP day (5th of every month). Return on SIP and Benchmark are annualized and compounded investment return for cash flows resulting out of uniform and regular monthly subscriptions as on 5th day of every month (in case 5th is a non-Business Day, then the next Business Day) and have been worked out using the Excel spreadsheet function known as XIRR. XIRR calculates the internal rate of return for series of cash flow. Assuming ₹ 10,000 invested every month on 5th day of every month (in case 5th is a non-Business Day, then the next Business Day), the 1 year, 3 years, 5 years, 7 years, 10 years and since inception returns from SIP are annualized and compounded investment return computed on the assumption that SIP installments were received across the time periods from the start date of SIP from the end of the relevant period viz. 1 year, 3 years, 5 years, 7 years, 10 years and since Inception. \*XIRR - XIRR calculates the internal rate of return to measure and compare the profitability of series of investments.

Returns are net of total expenses

### Exit Load:

Provisions	% of Exit Load
10% of units if redeemed or switched out on or before 365 days from the date of allotment	NIL
Remaining 90% of units if redeemed or switched out on or before 365 days from the date allotment	1%
If redeemed or switched out of units after 365 days from the date of allotment	NIL

**Note: Redemptions / Switch outs of units will be done on First In First Out (FIFO) basis. The above mentioned Exit Load shall be equally applicable to the special products such as Systematic Withdrawal Plan (SWP) / Systematic Transfer Plan (STP) and Switches etc. However, no load shall be charged for switching in between option / plan within the scheme.**

## Portfolio as on May 31, 2023 Quantum Equity Fund of Funds

Name of Instrument	Quantity	Market / Fair Value (₹ in Lakhs)	% to Net Assets
<b>MUTUAL FUND UNITS</b>			
1. Mirae Asset Large Cap Fund - Direct Plan - Growth Option	13,65,920	1,230.41	12.92%
2. SBI Magnum MIDCAP Fund - Direct Plan - Growth Option	6,14,568	1,075.72	11.29%
3. Kotak Flexicap Fund - Direct Plan - Growth Option	16,84,787	1,055.79	11.09%
4. 360 ONE Focused Equity Fund - Direct Plan - Growth Option	29,18,787	1,044.16	10.96%
5. Sundaram Large and Midcap Fund - Direct Plan - Growth Option	15,89,756	1,002.93	10.53%
6. Canara Robeco Bluechip Equity Fund - Direct Plan - Growth Option	20,31,058	997.66	10.47%
7. Canara Robeco Emerging Equities - Direct Plan - Growth Option	5,24,075	984.74	10.34%
8. Invesco India Contra Fund - Direct Plan - Growth Option	10,17,402	955.54	10.03%
9. UTI - Flexi Cap Fund - Direct Plan - Growth Option	3,74,047	949.37	9.97%
<b>Total of Mutual Fund Units</b>		<b>9,296.32</b>	<b>97.60%</b>
<b>MONEY MARKET INSTRUMENTS</b>			
<b>B) TREPS*</b>		<b>234.07</b>	<b>2.46%</b>
<b>Net Receivable/(payable)</b>		<b>-5.97</b>	<b>-0.06%</b>
<b>Grand Total</b>		<b>9,524.42</b>	<b>100.00%</b>

\* Cash & Cash Equivalents

A) Quantum Asset Management Company Pvt. Ltd. claims compliance with the Global Investment Performance Standards (GIPS®). GIPS® is a registered trademark of CFA Institute. CFA Institute does not endorse or promote this organization, nor does it warrant the accuracy or quality of the content contained herein.

B) Indian Rupee (INR) is the currency used to express performance and other statistics.

## PERFORMANCE OF THE FUNDS MANAGED BY CHIRAG MEHTA

### QUANTUM MULTI ASSET FUND OF FUNDS

Mr. Chirag Mehta is managing the scheme since July 11, 2012.

Period	May 31, 2022 to May 31, 2023 (1 year)		May 29, 2020 to May 31, 2023 (3 years)		May 31, 2018 to May 31, 2023 (5 years)	
	Scheme Return (%)	Tier I - Benchmark# Returns (%)	Scheme Return (%)	Tier I - Benchmark# Returns (%)	Scheme Return (%)	Tier I - Benchmark# Returns (%)
Quantum Multi Asset Fund of Funds - Direct Plan - Growth Option	10.29%	11.40%	11.37%	13.83%	8.57%	10.75%
Quantum Multi Asset Fund of Funds - Regular Plan - Growth Option	9.89%	11.40%	10.97%	13.83%	8.25%	10.75%

**Past performance may or may not be sustained in the future. Load is not taken into consideration in Scheme Return Calculation.**

#CRISIL Dynamic Bond A-III Index (20%) + CRISIL Liquid Debt A-I Index (25%) + Nifty 50 TRI (40%) + Domestic price of Gold (15%). w.e.f. April 3, 2023, benchmark of the scheme has been changed.

It is a customized index and it is rebalanced daily.

Returns are net of total expenses and are calculated on the basis of Compounded Annualized Growth Rate (CAGR).

Different Plans shall have different expense structure.

Mr. Chirag Mehta manages 4 schemes of the Quantum Mutual Fund.

### QUANTUM INDIA ESG EQUITY FUND

Mr. Chirag Mehta Co-managing the scheme along with Ms. Sneha Joshi since July 12, 2019.

Period	May 31, 2022 to May 31, 2023 (1 year)		May 29, 2020 to May 31, 2023 (3 years)		May 31, 2018 to May 31, 2023 (5 years)	
	Scheme Return (%)	Tier I - Benchmark# Returns (%)	Scheme Return (%)	Tier I - Benchmark# Returns (%)	Scheme Return (%)	Tier I - Benchmark# Returns (%)
Quantum India ESG Equity Fund - Direct Plan - Growth Option	12.25%	8.13%	25.50%	24.65%	NA	NA
Quantum India ESG Equity Fund - Regular Plan - Growth Option	11.33%	8.13%	24.55%	24.65%	NA	NA

**Past performance may or may not be sustained in the future.**

Different Plans shall have a different expense structure.

Returns are net of total expenses and are calculated on the basis of Compounded Annualized Growth Rate (CAGR).

Mr. Chirag Mehta manages 4 Schemes and Ms. Sneha Joshi manages 1 scheme of the Quantum Mutual Fund.

#NIFTY100 ESG TRI

### QUANTUM GOLD SAVINGS FUND

Mr. Chirag Mehta is managing the scheme since May 19, 2011.

Period	May 31, 2022 to May 31, 2023 (1 year)		May 29, 2020 to May 31, 2023 (3 years)		May 31, 2018 to May 31, 2023 (5 years)	
	Scheme Return (%)	Tier I - Benchmark# Returns (%)	Scheme Return (%)	Tier I - Benchmark# Returns (%)	Scheme Return (%)	Tier I - Benchmark# Returns (%)
Quantum Gold Savings Fund - Direct Plan - Growth Option	16.38%	17.26%	7.63%	8.23%	12.87%	14.01%
Quantum Gold Savings Fund - Regular Plan - Growth Option	16.20%	17.26%	7.49%	8.23%	12.72%	14.01%

**Past performance may or may not be sustained in the future.**

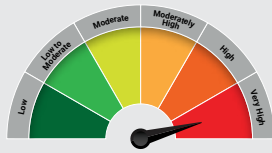
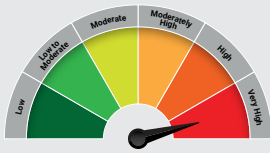
#Domestic Price of Gold.

Returns are net of total expenses and are calculated on the basis of Compounded Annualized Growth Rate (CAGR).

Different Plans shall have different expense structure.

Mr. Chirag Mehta manages 4 Schemes of the Quantum Mutual Fund.

## Product Labeling

Name of the Scheme & Tier I Benchmark	This product is suitable for investors who are seeking*	Risk-o-meter of Scheme	Risk-o-meter of Tier I Benchmark
<p>Quantum Equity Fund of Funds</p> <p>(An Open Ended Fund of Funds scheme Investing in Open Ended Diversified Equity Schemes of Mutual Funds)</p> <p>Tier I Benchmark: S&amp;P BSE 200 TRI</p>	<ul style="list-style-type: none"> <li>Long term capital appreciation</li> <li>Investments in portfolio of open-ended diversified equity schemes of mutual funds registered with SEBI whose underlying investments are in equity and equity related securities of diversified companies</li> </ul>	 <p>Investors understand that their principal will be at Very High Risk</p>	

\*Investors should consult their financial advisers if in doubt about whether the product is suitable for them.

### a) Tax On Income Distribution (IDCW Option)

INVESTOR	INCOME TAX RATE	TDS
Resident Individuals/HUF /Domestic Company	Applicable Slab rates + Surcharge as applicable + 4 % Health & Education Cess	10% (if income distributed is more than Rs.5,000 during Financial Year)
Non-Resident	20% plus Surcharge as applicable + 4% Health & Education Cess	20% plus Surcharge as applicable + 4% Health & Education Cess

### b) Tax on Capital Gains\*

(For Investment done on or after 1st April, 2023)

### Short Term

(Irrespective of Holding Period)

Resident Individuals , HUF , Domestic Companies	Applicable Slab Rates - Maximum 30%
FII's	Applicable Slab Rates - Maximum 30%
Non-Resident Indians	Applicable Slab Rates - Maximum 30% (TDS deducted @ 30%)

\*The mentioned Tax Rates shall be increased by applicable surcharge if any, Health and Education Cess @4%. For further details on Taxation please refer the clause of Taxation of SAI. Investment done prior to 1st April , 2023, earlier Tax structure would be applicable.

Equity oriented schemes will also attract Securities Transaction Tax (STT) @ 0.001% at the time of redemption and switch to other schemes.

The Schemes which are selected for investments in QEFOF based on QIS / PFN Research.

Stamp Duty applicable on Investors subscription unit transactions including Switch in as per the rate mentioned in the Amendments to Indian Stamp Act,1899

**TRANSACTION CHARGES:** No Transaction Charges shall be deducted from the investment amount for applications received in the Regular Plan.

#### ^^ Note:

Risk Free Rate assumed to be 6.4% (FBIL Overnight MIBOR for 31st May 2023) for calculating Sharpe Ratio.

Standard Deviation, Sharpe Ratio & Beta are calculated on Annualised basis using 3 years history of monthly returns.

#### Definitions

**Standard deviation** measures historical volatility. A high standard deviation suggests high volatility, while lower standard deviation would refer to more stability.

**Beta** is the tendency of a fund's returns to respond to market swings. A beta of 1 indicates that the fund price will move with the market. A beta of less than 1 means that the security will be less volatile than the market. A beta of greater than 1 indicates that the security's price will be more volatile than the market.

**Sharpe Ratio** is used to characterise how well the return of an asset compensates the investor for the risk taken. The greater a portfolio's Sharpe ratio, the better its risk-adjusted performance has been.

Investors in the Scheme shall bear the recurring expenses of the Scheme in addition to the expenses of other schemes in which Fund of Funds scheme makes investment (subject to regulatory limits).