

# QUANTUM ESG BEST IN CLASS STRATEGY FUND

An Open-ended equity scheme investing in companies following Environment, Social and Governance (ESG) theme assessed through a Best In Class Strategy



## Fund Details (as on April 30, 2024)

Category of Scheme Thematic Scheme

### Investment Objective

The Investment Objective of the scheme is to achieve long-term capital appreciation by investing in share of companies identified based on the Environment, Social and Governance (ESG) theme following Best in Class Strategy. There is no assurance that the Investment Objective of the Scheme will be achieved.

### Inception Date (Date of Allotment)

July 12, 2019

### Benchmark Index

Tier I Benchmark - Nifty 100 ESG Total Return Index

### Declaration of Net Asset Value (NAV)

Every Business Day

### NAV of Plans/Options (as on April 30, 2024)

	Direct (₹/Unit)	Regular (₹/Unit)
Growth	22.16	21.34

### AUM ₹ (In Crores) (as on April 30, 2024)

Average AUM\* : 81.04  
Absolute AUM : 81.17

\*Cumulative Daily AUM / No of days in the month

### Fund Manager

Mr. Chirag Mehta (Work experience: 19 years)

Ms. Sneha Joshi (Work experience: 9 years)

Both have been managing the fund since July 12, 2019.

### Key Statistics

^^Standard Deviation : 11.51%  
^^Beta : 0.80  
^^Sharpe Ratio : 0.69  
Weighted Average ESG Score of the Scheme : 74

SEBI Registered ESG Rating Provider (ERP)  
Name is Stakeholders Empowerment Services (SES)

### Entry Load

Not Applicable

### Exit Load

- NIL: If 10% of units if redeemed or switched out on or before 365 days from the date of allotment
- 1%: If Remaining 90% of units if redeemed or switched out on or before 365 days from the date of allotment
- NIL: If redeemed or switched out after 365 days from the date of allotment

Note: Redemptions / Switch outs of units will be done on First In First Out (FIFO) basis. The above mentioned load structure shall be equally applicable to the special facilities such as Systematic Withdrawal Plan (SWP) / Systematic Transfer Plan (STP) and Switches etc. However, no load shall be charged for switching between option / plan within the Scheme.

### Total Expense Ratio (As on month end)

Direct Plan – Total TER : 0.84%  
Regular Plan – Total TER : 2.09%

### Brokerages & Commissions Details

Brokerages on Investments for April 2024: ₹90,907.57  
Distributor commissions for April 2024: ₹2,28,759.86  
Portfolio Turnover Ratio (Last one year): 28.87%

### Minimum Application Amount (Under each Option)

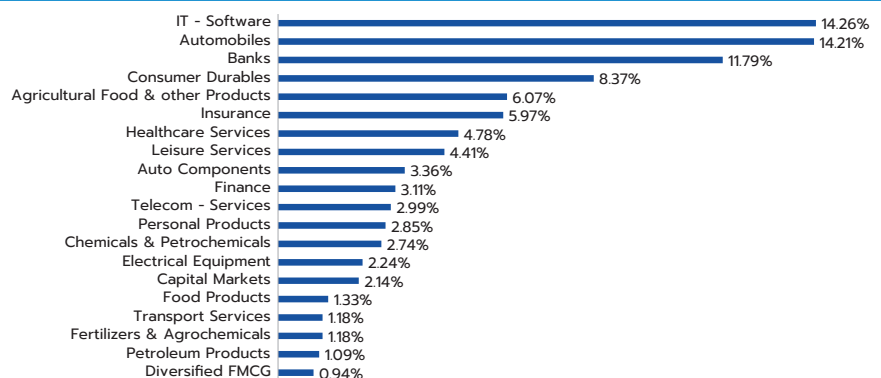
Purchase: ₹500/- and in multiples of ₹1/- thereafter.  
Additional Purchase: ₹500/- and in multiples of ₹1/- thereafter.

## Portfolio as on April 30, 2024

Name of Instrument	Industry	% to NAV	ESG Scores
<b>EQUITY &amp; EQUITY RELATED</b>			
<b>A) Listed /Awaiting listing on Stock Exchanges</b>			
1. TVS Motor Company Ltd	Automobiles	4.64%	72.60
2. The Indian Hotels Company Ltd	Leisure Services	4.41%	75.70
3. HDFC Bank Ltd	Banks	4.20%	79.80
4. Tata Consumer Products Ltd	Agricultural Food & other Products	3.36%	66.30
5. Tata Communications Ltd	Telecom - Services	2.99%	68.40
6. ICICI Bank Ltd	Banks	2.82%	76.60
7. Maruti Suzuki India Ltd	Automobiles	2.75%	68.50
8. Tata Consultancy Services Ltd	IT - Software	2.73%	73.80
9. Havells India Ltd	Consumer Durables	2.45%	72.70
10. Infosys Ltd	IT - Software	2.40%	82.40
11. ICICI Prudential Life Insurance Company Ltd	Insurance	2.28%	77.30
12. Bosch Ltd	Auto Components	2.26%	70.00
13. Thermax Ltd	Electrical Equipment	2.24%	67.10
14. Tata Motors Ltd	Automobiles	2.20%	76.90
15. ICICI Lombard General Insurance Company Ltd	Insurance	2.16%	75.40
16. IndusInd Bank Ltd	Banks	2.10%	80.40
17. Voltas Ltd	Consumer Durables	2.04%	76.20
18. Marico Ltd	Agricultural Food & other Products	2.03%	74.80
19. Wipro Ltd	IT - Software	2.02%	81.00
20. Persistent Systems Ltd	IT - Software	1.93%	72.40
21. Kotak Mahindra Bank Ltd	Banks	1.86%	82.30
22. Narayana Hrudayalaya Ltd	Healthcare Services	1.86%	73.70
23. HCL Technologies Ltd	IT - Software	1.71%	79.60
24. Bajaj Finance Ltd	Finance	1.61%	76.10
25. Colgate Palmolive (India) Ltd	Personal Products	1.56%	73.50
26. Tech Mahindra Ltd	IT - Software	1.54%	81.00
27. Syngene International Ltd	Healthcare Services	1.53%	76.20
28. HDFC Life Insurance Company Ltd	Insurance	1.53%	74.80
29. Titan Company Ltd	Consumer Durables	1.50%	74.00
30. Bajaj Finserv Ltd	Finance	1.50%	77.20
31. Tata Chemicals Ltd	Chemicals & Petrochemicals	1.47%	71.90
32. Mahindra & Mahindra Ltd	Automobiles	1.45%	72.40
33. Asian Paints Ltd	Consumer Durables	1.33%	76.10
34. Nestle India Ltd	Food Products	1.33%	74.20
35. Godrej Consumer Products Ltd	Personal Products	1.29%	74.80
36. Central Depository Services (India) Ltd	Capital Markets	1.28%	77.20
37. Vinati Organics Ltd	Chemicals & Petrochemicals	1.27%	59.00
38. Bajaj Auto Ltd	Automobiles	1.20%	67.70
39. Mahindra Logistics Ltd	Transport Services	1.18%	69.90
40. Rallis India Ltd	Fertilizers & Agrochemicals	1.18%	73.50
41. Sundram Fasteners Ltd	Auto Components	1.10%	67.30
42. Castrol India Ltd	Petroleum Products	1.09%	67.80
43. Coforge Ltd	IT - Software	1.06%	69.00
44. Crompton Greaves Consumer Electricals Ltd	Consumer Durables	1.05%	71.00
45. Hero MotoCorp Ltd	Automobiles	1.01%	77.00
46. Eicher Motors Ltd	Automobiles	0.96%	73.20
47. Hindustan Unilever Ltd	Diversified FMCG	0.94%	72.20
48. Mphasis Ltd	IT - Software	0.87%	75.10
49. Computer Age Management Services Ltd	Capital Markets	0.86%	73.00
50. The Federal Bank Ltd	Banks	0.81%	81.10
51. Krishna Institute Of Medical Sciences Ltd	Healthcare Services	0.73%	70.30
52. CCL Products (India) Ltd	Agricultural Food & other Products	0.68%	56.10
53. Dr. Lal Path Labs Ltd	Healthcare Services	0.66%	71.30
<b>B) Unlisted</b>			NIL
<b>Total of all Equity</b>			<b>95.01%</b>
<b>MONEY MARKET INSTRUMENTS</b>			
<b>A. TREPS*</b>			5.18%
<b>Net Receivable/(payable)</b>			<b>-0.19%</b>
<b>Grand Total</b>			<b>100.00%</b>

\* Cash & Cash Equivalents

## Industry Allocation (% of Net Assets) as on April 30, 2024



# QUANTUM ESG BEST IN CLASS STRATEGY FUND

An Open-ended equity scheme investing in companies following Environment, Social and Governance (ESG) theme assessed through a Best In Class Strategy



## Fund Details (as on April 30, 2024)

### Redemption Proceeds

Processed through RTGS/NEFT mode on T+2 basis from the date of transaction where the investor's Bank details are available.

Processed through cheque on T+2 basis from the date of transaction where the required Bank details of investor are not available.

### Taxation<sup>#</sup>

The amount of Long Term Capital Gain in excess of ₹1,00,000/- in a year will be taxable @ 10%. Tax on Short Term Capital Gains - 15%.

## If you had invested INR 10,000 every month

### SIP Performance as on April 30, 2024

	Since Inception	3 Years	1 Year
Total Amount Invested (₹'000)	570	360	120
Mkt Value of scheme as on Apr 30, 24 (₹'000)	887	455	135
Tier I - Benchmark <sup>#</sup> Value (₹'000)	893	459	138
Additional Benchmark <sup>###</sup> Value (₹'000)	867	453	133
Scheme Returns (XIRR) (%)	18.82%	15.96%	24.08%
Tier I - Benchmark <sup>#</sup> Returns (%)	19.12%	16.64%	30.21%
Additional Benchmark <sup>###</sup> Returns (%)	17.83%	15.57%	21.21%

<sup>#</sup>NIFTY100 ESG TRI, <sup>###</sup>S&P BSE Sensex TRI

**Past performance may or may not be sustained in the future.** The above SIP performance is for Quantum ESG Best In Class Strategy Fund - Direct plan - Growth option. Load is not taken into consideration using applicable NAV on the SIP day (5th of every month). Return on SIP and Benchmark are annualized and compounded investment return for cash flows resulting out of uniform and regular monthly subscriptions as on 5th day of every month (in case 5th is a non-Business Day, then the next Business Day) and have been worked out using the Excel spreadsheet function known as XIRR. XIRR calculates the internal rate of return for series of cash flow. Assuming ₹10,000 invested every month on 5th day of every month (in case 5th is a non-Business Day, then the next Business Day), and since inception returns from SIP are annualized and compounded investment return computed on the assumption that SIP installments were received across the time periods from the start date of SIP.

Returns are net of total expenses

<sup>\*</sup>XIRR - XIRR calculates the internal rate of return to measure and compare the profitability of series of investments.

## GIPS Compliance

- Quantum Asset Management Company Pvt. Ltd. claims compliance with the Global Investment Performance Standards (GIPS®). GIPS® is a registered trademark of CFA Institute. CFA Institute does not endorse or promote this organization, nor does it warrant the accuracy or quality of the content contained herein.
- Indian Rupee (INR) is the currency used to express performance and other statistics.

## Product Labeling

Name of the Scheme & Tier I Benchmark	This product is suitable for investors who are seeking*	Risk-o-meter of Scheme	Risk-o-meter of Tier I Benchmark
<b>Quantum ESG Best In Class Strategy Fund</b> (An Open-ended equity scheme investing in companies following Environment, Social and Governance (ESG) theme assessed through a Best In Class Strategy) Tier I Benchmark: NIFTY100 ESG TRI	<ul style="list-style-type: none"> <li>Long term capital appreciation</li> <li>Invests in shares of companies that meet Quantum's Environment, Social, Governance (ESG) criteria</li> </ul>	<p>Investors understand that their principal will be at Very High Risk</p>	

\*Investors should consult their financial advisers if in doubt about whether the product is suitable for them.

<sup>#</sup>The mentioned Tax Rates shall be increased by applicable surcharge, If any, Health and Education Cess @ 4% where ever as applicable. Equity oriented schemes will also attract Securities Transaction Tax (STT) @ 0.001% at the time of redemption and switch to other schemes.

Stamp Duty applicable on Investors subscription unit transactions including Switch in as per the rate mentioned in the Amendments to Indian Stamp Act,1899


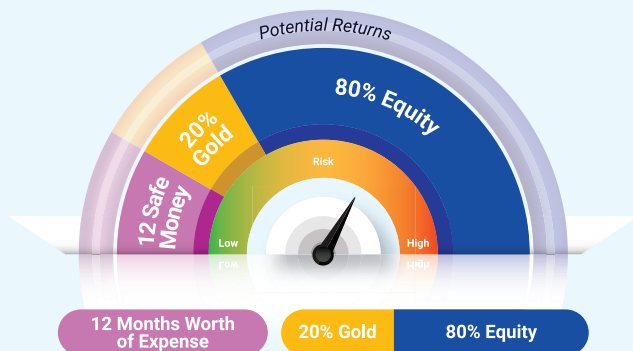
TRANSACTION CHARGES: No Transaction Charges shall be deducted from the investment amount for applications received in the Regular Plan.

Brokerage and STT have been expensed out of the Scheme.

<sup>\*\*</sup>Note:

Name of Quantum India ESG Equity Fund has been changed to Quantum ESG Best In Class Strategy Fund effective from 1st February, 2024.

## Equity Investing for a Greener Future – QESG in our Asset Allocation Strategy



Please note the above is a suggested asset allocation and not to be considered as an investment advice or recommendation.

# Performance of the Scheme



## Quantum ESG Best In Class Strategy Fund

as on April 30, 2024

Quantum ESG Best In Class Strategy Fund - Direct Plan - Growth Option				Current Value ₹10,000 Invested at the beginning of a given period		
Period	Scheme Returns (%)	Tier I - Benchmark <sup>#</sup> Returns (%)	Additional Benchmark Returns (%) <sup>##</sup>	Scheme Returns (₹)	Tier I - Benchmark <sup>#</sup> Returns (₹)	Additional Benchmark Returns (₹) <sup>##</sup>
Since Inception (12th Jul 2019)	18.01%	17.61%	15.88%	22,160	21,806	20,308
3 years	15.07%	16.27%	16.52%	15,241	15,726	15,827
1 year	29.84%	33.70%	23.23%	13,012	13,402	12,344

Quantum ESG Best In Class Strategy Fund - Regular Plan - Growth Option				Current Value ₹10,000 Invested at the beginning of a given period		
Period	Scheme Returns (%)	Tier I - Benchmark <sup>#</sup> Returns (%)	Additional Benchmark Returns (%) <sup>##</sup>	Scheme Returns (₹)	Tier I - Benchmark <sup>#</sup> Returns (₹)	Additional Benchmark Returns (₹) <sup>##</sup>
Since Inception (12th Jul 2019)	17.09%	17.61%	15.88%	21,340	21,806	20,308
3 years	14.05%	16.27%	16.52%	14,840	15,726	15,827
1 year	28.37%	33.70%	23.23%	12,863	13,402	12,344

#NIFTY100 ESG TRI, ##S&P BSE Sensex TRI

Past performance may or may not be sustained in the future. Load is not taken into consideration in Scheme returns calculation.

Different Plans shall have a different expense structure.

Returns are net of total expenses and are calculated on the basis of Compounded Annualized Growth Rate (CAGR)

Since the scheme has not completed 5 years data will not be available

Note: Name of Quantum India ESG Equity Fund has been changed to Quantum ESG Best In Class Strategy Fund effective from 1st February, 2024.

# Fund Manager wise Performance

As on April 30, 2024



## Performance of the Funds Managed by Mr. Chirag Mehta. Total Schemes Managed - 6

### Quantum Multi Asset Fund of Funds

Mr. Chirag Mehta is managing the scheme since July 11, 2012.

Period	1 Year		3 Years		5 Years	
	Scheme Return (%)	Tier I - Benchmark <sup>#</sup> Returns (%)	Scheme Return (%)	Tier I - Benchmark <sup>#</sup> Returns (%)	Scheme Return (%)	Tier I - Benchmark <sup>#</sup> Returns (%)
Quantum Multi Asset Fund of Funds - Direct Plan - Growth Option	17.12%	16.38%	10.71%	11.69%	10.41%	12.08%
Quantum Multi Asset Fund of Funds - Regular Plan - Growth Option	16.73%	16.38%	10.32%	11.69%	10.05%	12.08%

Past performance may or may not be sustained in the future. Load is not taken into consideration in Scheme Return Calculation.

#CRISIL Dynamic Bond A-III Index (20%) + CRISIL Liquid Debt A-I Index (25%) + Nifty 50 TRI (40%) + Domestic price of Gold (15%). w.e.f. April 3, 2023, benchmark of the scheme has been changed.

It is a customized index and it is rebalanced daily.

Returns are net of total expenses and are calculated on the basis of Compounded Annualized Growth Rate (CAGR).

Different Plans shall have different expense structure.

Mr. Chirag Mehta manages 6 schemes of the Quantum Mutual Fund.

### Quantum Gold Savings Fund

Mr. Chirag Mehta is managing the scheme since May 19, 2011.

Period	1 Year		3 Years		5 Years	
	Scheme Return (%)	Tier I - Benchmark <sup>#</sup> Returns (%)	Scheme Return (%)	Tier I - Benchmark <sup>#</sup> Returns (%)	Scheme Return (%)	Tier I - Benchmark <sup>#</sup> Returns (%)
Quantum Gold Savings Fund - Direct Plan - Growth Option	18.57%	19.48%	14.44%	15.45%	16.55%	17.66%
Quantum Gold Savings Fund - Regular Plan - Growth Option	18.40%	19.48%	14.27%	15.45%	16.40%	17.66%

Past performance may or may not be sustained in the future.

#Domestic Price of Gold.

Returns are net of total expenses and are calculated on the basis of Compounded Annualized Growth Rate (CAGR).

Different Plans shall have different expense structure.

Mr. Chirag Mehta manages 6 Schemes of the Quantum Mutual Fund.

# Fund Manager wise Performance

As on April 30, 2024



## Performance of the Funds Managed by Mr. Chirag Mehta

### Quantum Equity Fund of Funds

Mr. Chirag Mehta is managing the scheme since November 01, 2013.

Period	1 Year		3 Years		5 Years	
	Scheme Return (%)	Tier I - Benchmark# Returns (%)	Scheme Return (%)	Tier I - Benchmark# Returns (%)	Scheme Return (%)	Tier I - Benchmark# Returns (%)
Quantum Equity Fund of Funds - Direct Plan - Growth Option	35.86%	35.91%	18.14%	19.60%	15.85%	17.59%
Quantum Equity Fund of Funds - Regular Plan - Growth Option	35.53%	35.91%	17.85%	19.60%	15.57%	17.59%

**Past performance may or may not be sustained in the future.** Load is not taken into consideration in Scheme Return Calculation.

#S&P BSE 200 TRI.

Returns are net of total expenses and are calculated on the basis of Compounded Annualized Growth Rate (CAGR).

Different Plans shall have different expense structure.

Mr. Chirag Mehta manages 6 schemes of the Quantum Mutual Fund.