

QUANTUM DYNAMIC BOND FUND

An Open Ended Dynamic Debt Scheme
Investing Across Duration

Investment Objective

To generate income and capital appreciation through active management of portfolio consisting of short term, long term debt and money market instruments.

★ Scheme Features



Fund Manager

Mr. Pankaj Pathak
Work experience: 11.6 years. He has been managing this fund since March 01, 2017



Category of Scheme

Dynamic Bond Fund



Inception Date (Date of Allotment)

May 19, 2015



Declaration of Net Asset Value (NAV)

Every Business Day



Entry / Sales Load

Not Applicable



Total Expense Ratio (As on month end)

TER specified are the actual expenses charged (i.e. effective rate) as at the end of the month.

Direct Plan - Total TER = 0.60%

{Base TER 0.53% (Inclusive of 0.37% Management Fees & 0.16% Other Expenses) + 0.07% GST (18% GST on 0.37% Management Fees)}

Regular Plan - Total TER = 0.72%

{Base TER 0.65% (Inclusive of 0.37% Management Fees & 0.16% Other Expenses & 0.12% Distributor Commission) + 0.07% GST (18% GST on 0.37% Management Fees)}



Benchmark Index

CRISIL Composite Bond Fund Index



Minimum Application Amount (Under each Option)

Purchase: ₹500/- and in multiples of ₹1/- thereafter.
Additional Purchase: ₹500/- and in multiples of ₹1/- thereafter/ 50 units

QUANTUM DYNAMIC BOND FUND

An Open Ended Dynamic Debt Scheme
Investing Across Duration

★ Scheme Features



Investment Options

Growth Option, Monthly Payout of Income Distribution Cum Capital Withdrawal (IDCW) Option and Monthly Reinvestment of Income Distribution Cum Capital Withdrawal (IDCW) Option



Redemption Proceeds

Processed through RTGS/NEFT mode on T+1 basis from the date of transaction where the investor's Bank details are available.

Processed through cheque on T+1 basis from the date of transaction where the required Bank details of investor are not available.



Exit Load

Nil

NAV (as on September 30, 2021)	Direct Plan (₹/Unit)	Regular Plan (₹/Unit)
Monthly IDCW Option	10.2765	10.3600
Growth Option	16.8219	16.7372

AUM ₹(In Crores)

(as on September 30, 2021)

Average AUM*	Absolute AUM
83.71	84.40

*Cumulative Daily AUM / No of days in the month

Weighted Average Maturity as on September 30, 2021

Weighted Average Maturity	(In years)
At the end of the month	2.15
Modified Duration	1.83
Macaulay's Duration	1.91

Brokerages & Commissions Details

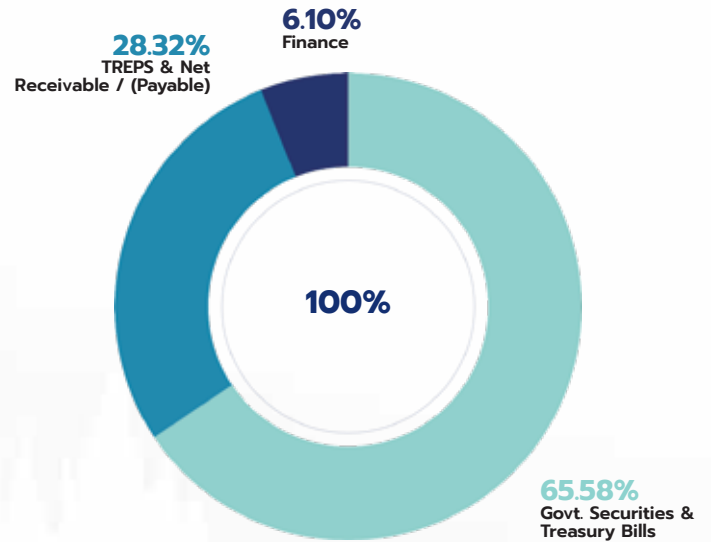
Brokerages on Investments for September 2021	NIL
Distributor commissions paid during September 2021	₹2,474.68
Portfolio yield	4.39%

Income Distribution History - Monthly IDCW	Gross IDCW per unit (Rs.)	
	Direct Plan	Regular Plan
	Individual/Non Individual	Individual/Non Individual
26-Jul-21	0.03535209	0.03547996
25-Aug-21	0.03397956	0.03381353
27-Sep-21	0.06695095	0.06654710

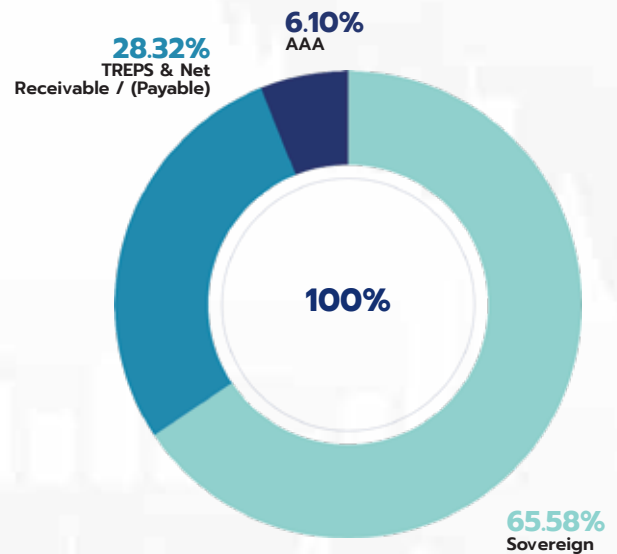
*Investors are paid IDCW post deduction of TDS on Gross IDCW as applicable as per Finance Act 2020

Asset Allocation & Rating Profile (% of Net Assets) as on September 30, 2021

Govt. Securities & Treasury Bills	65.58%
TREPS & Net Receivable / (Payable)	28.32%
Finance	6.10%
Total	100.00%



Sovereign	65.58%
TREPS & Net Receivable / (Payable)	28.32%
AAA	6.10%
Total	100.00%



Quantum Dynamic Bond Fund Performance as on September 30, 2021

The Scheme is managed by **Mr. Pankaj Pathak**.

Mr. Pankaj Pathak is the Fund Manager managing the scheme since **March 01, 2017**

For other Schemes Managed by Mr. Pankaj Pathak please see page no. 5

Quantum Dynamic Bond Fund - Direct Plan - Growth Option

				Current Value ₹10,000 Invested at the beginning of a given period		
		Benchmark	Additional Benchmark		Benchmark	Additional Benchmark
Period	Scheme Returns (%)	CRISIL Composite Bond Fund Index Returns (%)	CRISIL 10 Year Gilt Index Returns (%)	Scheme (₹)	CRISIL Composite Bond Fund Index Returns (₹)	CRISIL 10 Year Gilt Index Returns (₹)
Since Inception (19th May 2015)	8.50%	8.53%	7.19%	16,822	16,853	15,564
Sept 30, 2016 to Sept 30, 2021 (5 years)	7.45%	7.77%	6.17%	14,329	14,542	13,491
Sept 28, 2018 to Sept 30, 2021 (3 years)	8.80%	10.23%	9.17%	12,887	13,403	13,020
Sept 30, 2020 to Sept 30, 2021 (1 year)	5.11%	5.83%	3.88%	10,511	10,583	10,388

Past performance may or may not be sustained in the future.

Different Plans shall have a different expense structure.

Refer to the section "GIPS Compliance" on Page no. 5 for GIPS related disclosure.

Returns are net of total expenses and are calculated on the basis of Compounded Annualized Growth Rate (CAGR).

Quantum Dynamic Bond Fund - Regular Plan - Growth Option

				Current Value ₹10,000 Invested at the beginning of a given period		
		Benchmark	Additional Benchmark		Benchmark	Additional Benchmark
Period	Scheme Returns (%)	CRISIL Composite Bond Fund Index Returns (%)	CRISIL 10 Year Gilt Index Returns (%)	Scheme (₹)	CRISIL Composite Bond Fund Index Returns (₹)	CRISIL 10 Year Gilt Index Returns (₹)
Since Inception (01st Apr 2017)	7.15%	7.87%	5.85%	13,648	14,067	12,919
Sept 28, 2018 to Sept 30, 2021 (3 years)	8.67%	10.23%	9.17%	12,841	13,403	13,020
Sept 30, 2020 to Sept 30, 2021 (1 year)	4.98%	5.83%	3.88%	10,498	10,583	10,388

Past performance may or may not be sustained in the future.

Different Plans shall have a different expense structure.

Refer to the section "GIPS Compliance" on Page no. 5 for GIPS related disclosure.

Returns are net of total expenses and are calculated on the basis of Compounded Annualized Growth Rate (CAGR).

QUANTUM DYNAMIC BOND FUND

Name of Instrument	Rating	Market Value ₹ in Lakhs	% to Net Asset	Yield to Maturity
DEBT INSTRUMENTS				
A) Listed /Awaiting listing on Stock Exchanges				
i. Bonds				
1. 6.4% NABARD Sr 20K NCD (MD 31/07/2023)	ICRA AAA	514.43	6.10%	4.71%
Total of Bonds		514.43	6.10%	
ii. Government Securities				
1. 7.35% GOI (MD 22/06/2024)	Sovereign	2,125.24	25.18%	4.86%
2. 6.84% GOI (MD 19/12/2022)	Sovereign	1,759.53	20.85%	4.03%
3. 5.22% GOI (MD 15/06/2025)	Sovereign	996.77	11.81%	5.31%
4. 6.1% GOI (MD 12/07/2031)	Sovereign	495.70	5.87%	6.22%
5. 7.17% GOI (MD 08/01/2028)	Sovereign	105.72	1.25%	6.06%
6. 7.37% GOI (MD 16/04/2023)	Sovereign	52.18	0.62%	4.41%
Total of Government Securities		5,535.14	65.58%	
B. Privately Placed/Unlisted		NIL	NIL	NIL
C. Securitized Debt Instruments		NIL	NIL	NIL
Total of Debt Instruments		6,049.57	71.68%	
MONEY MARKET INSTRUMENTS				
a. TREPS		2,272.76	26.93%	3.33%
Net Receivable/(payable)		117.19	1.39%	
Grand Total		8,439.52	100.00%	

*Cash & Cash Equivalents

GIPS Compliance

A) Quantum Asset Management Company Pvt. Ltd. claims compliance with the Global Investment Performance Standards (GIPS®). GIPS® is a registered trademark of CFA Institute. CFA Institute does not endorse or promote this organization, nor does it warrant the accuracy or quality of the content contained herein.

B) Indian Rupee (INR) is the currency used to express performance and other statistics.

PERFORMANCE OF THE FUNDS MANAGED BY PANKAJ PATHAK

QUANTUM LIQUID FUND

Mr. Pankaj Pathak is the Fund Manager managing the scheme since March 01, 2017.

Period	Sept 30, 2020 to Sept 30, 2021 (1 year)		Sept 30, 2018 to Sept 30, 2021 (3 years)		Sept 30, 2016 to Sept 30, 2021 (5 years)	
	Scheme Return (%)	Crisil Liquid Fund Index Returns# (%)	Scheme Return (%)	Crisil Liquid Fund Index Returns# (%)	Scheme Return (%)	Crisil Liquid Fund Index Returns# (%)
Quantum Liquid Fund - Direct Plan - Growth Option	3.13%	3.59%	4.61%	5.37%	5.25%	6.00%
Quantum Liquid Fund - Regular Plan - Growth Option	3.03%	3.59%	4.53%	5.37%	NA	NA

Past performance may or may not be sustained in the future.

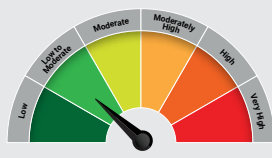

#Benchmark returns.

Returns are net of total expenses and are calculated on the basis of Compounded Annualized Growth Rate (CAGR)

Different Plans shall have different expense structure.

Mr. Pankaj Pathak manages 2 schemes of the Quantum Mutual Fund.

Product Labeling

Name of the Scheme & Primary Benchmark	This product is suitable for investors who are seeking*	Riskometer of Scheme	Riskometer of Benchmark as of Sept 30, 2021
Quantum Dynamic Bond Fund (An Open Ended Dynamic Debt Scheme Investing Across Duration) Primary Benchmark: Crisil Composite Bond Fund Index	<ul style="list-style-type: none"> Regular income over short to medium term and capital appreciation Investment in Debt / Money Market Instruments / Government Securities 	 <p>Investors understand that their principal will be at Low to Moderate Risk</p>	

*Investors should consult their financial advisers if in doubt about whether the product is suitable for them.

The Risk Level of the Scheme in scheme Risk O Meter is basis it's portfolio as on September 30, 2021.

The Risk Level of the Benchmark Index in the Risk O Meter is basis it's constituents as on September 30, 2021.

Tax on Capital Gains#	Resident Individuals & HUF	FII's / Overseas Financial Organisations	Partnership Firm	Non Resident Indians	Indian Companies	Foreign Companies
Long Term	20% with Indexation	10% without Indexation	20% with Indexation	10% without Indexation (on transfer of long term capital assets being unlisted securities)	20% with Indexation	10% without Indexation (on transfer of long term capital assets being unlisted securities)
Short Term	Maximum 30%	30%	30%	Maximum 30%	30%	40%

#The mentioned Tax Rates shall be increased by applicable surcharge, If any, Health and Education Cess @ 4% where ever as applicable. Equity oriented schemes will also attract Securities Transaction Tax (STT) @ 0.001% at the time of redemption and switch to other schemes.

Stamp Duty applicable on Investors subscription unit transactions including Switch in as per the rate mentioned in the Amendments to Indian Stamp Act,1899

TRANSACTION CHARGES: No Transaction Charges shall be deducted from the investment amount for applications received in the Regular Plan.