

QUANTUM DYNAMIC BOND FUND

An Open-ended Dynamic Debt Scheme Investing Across Duration. A relatively high interest rate risk and relatively low credit risk

Investment Objective

To generate income and capital appreciation through active management of portfolio consisting of short term, long term debt and money market instruments.

★ Scheme Features



Fund Manager

Mr. Pankaj Pathak

Work experience: 12 years. He has been managing this fund since March 01, 2017



Category of Scheme

Dynamic Bond Fund



Inception Date (Date of Allotment)

May 19, 2015



Declaration of Net Asset Value (NAV)

Every Business Day



Entry / Sales Load

Not Applicable



Total Expense Ratio (As on month end)

TER specified are the actual expenses charged (i.e. effective rate) as at the end of the month.

Direct Plan - Total TER = 0.61%

{Base TER 0.54% (Inclusive of 0.38% Management Fees & 0.16% Other Expenses) + 0.07% GST (18% GST on 0.38% Management Fees)}

Regular Plan – Total TER = 0.73%

{Base TER 0.66% (Inclusive of 0.38% Management Fees & 0.16% Other Expenses & 0.12% Distributor Commission) + 0.07% GST (18% GST on 0.38% Management Fees)}



TER effective 1st August 2023

Direct Plan - Total TER = 0.50%

{Base TER 0.45% (Inclusive of 0.29% Management Fees & 0.16% Other Expenses) + 0.05% GST (18% GST on 0.29% Management Fees)}

Regular Plan – Total TER = 0.95%

{Base TER 0.90% (Inclusive of 0.29% Management Fees & 0.16% Other Expenses & 0.45% Distributor Commission) + 0.05% GST (18% GST on 0.29% Management Fees)}



Benchmark Index

#Tier I Benchmark - CRISIL Dynamic Bond A-III Index



Minimum Application Amount (Under each Option)

Purchase: ₹500/- and in multiples of ₹1/- thereafter.
Additional Purchase: ₹500/- and in multiples of ₹1/- thereafter/ 50 units

#Tier-I Benchmark of the scheme has been changed from CRISIL Dynamic Bond Fund All Index to CRISIL Dynamic Bond A-III Index w.e.f. April 03, 2023

QUANTUM DYNAMIC BOND FUND

An Open-ended Dynamic Debt Scheme Investing Across Duration. A relatively high interest rate risk and relatively low credit risk

Weighted Average Maturity as on July 31, 2023

Weighted Average Maturity	(In years)
At the end of the month	3.54
Modified Duration	1.76
Macaulay's Duration	1.84

Brokerages & Commissions Details

Brokerages on Investments for July 2023	1500.00
Distributor commissions paid during July 2023	₹2,758.17
Portfolio yield	7.30%

Portfolio Information

Scheme Name: Quantum Dynamic Bond Fund

Description (if any)	
Annualised Portfolio YTM*	7.30%
Macaulay Duration	1.84 Years
Residual Maturity	3.54 Years
As on (Date)	7-31-2023

*in case of semi annual YTM, it will be annualised

★ Scheme Features



Investment Options

Growth Option, Monthly Payout of Income Distribution Cum Capital Withdrawal (IDCW) Option and Monthly Reinvestment of Income Distribution Cum Capital Withdrawal (IDCW) Option



Redemption Proceeds

Processed through RTGS/NEFT mode on T+1 basis from the date of transaction where the investor's Bank details are available.

Processed through cheque on T+1 basis from the date of transaction where the required Bank details of investor are not available.



Exit Load

Nil

NAV (as on July 31, 2023)	Direct Plan (₹/Unit)	Regular Plan (₹/Unit)
Monthly IDCW Option	10.2380	10.3087
Growth Option	18.4743	18.3408

AUM ₹(In Crores) (as on July 31, 2023)

Average AUM*	Absolute AUM
88.52	89.26

*Cumulative Daily AUM / No of days in the month

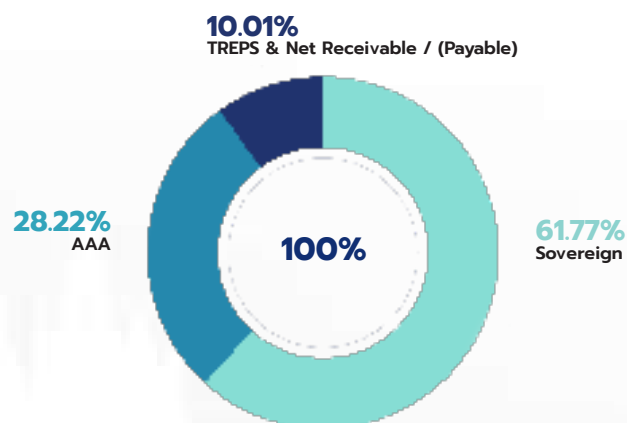
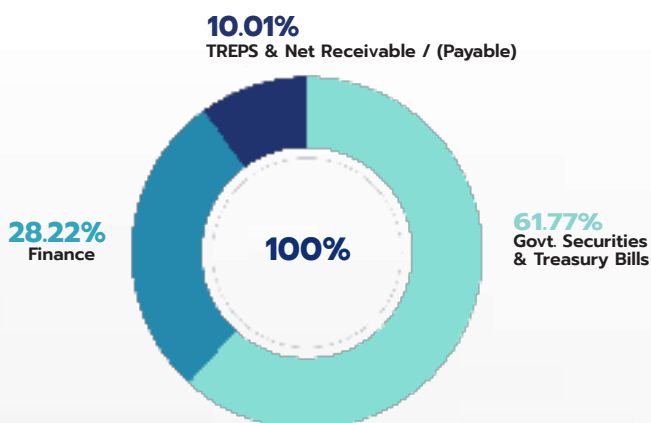
Income Distribution History - Monthly IDCW		Gross IDCW per unit (Rs.)	
Record Date	Direct Plan	Regular Plan	
	Individual/Non Individual	Individual/Non Individual	
25-May-23	0.07296155	0.07240913	
26-Jun-23	0.05666753	0.05792362	
25-Jul-23	0.06070626	0.06173692	

*Investors are paid IDCW post deduction of TDS on Gross IDCW as applicable as per Finance Act 2020

Asset Allocation & Rating Profile (% of Net Assets) as on July 31, 2023

Govt. Securities & Treasury Bills	61.77%
Finance	28.22%
TREPS & Net Receivable / (Payable)	10.01%
Total	100.00%

Sovereign	61.77%
AAA	28.22%
TREPS & Net Receivable / (Payable)	10.01%
Total	100.00%



Quantum Dynamic Bond Fund Performance as on July 31, 2023

The Scheme is managed by **Mr. Pankaj Pathak**.

Mr. Pankaj Pathak is the Fund Manager managing the scheme since **March 01, 2017**

For other Schemes Managed by Mr. Pankaj Pathak please see page no. 5

Performance of the Scheme

Direct Plan

Quantum Dynamic Bond Fund - Direct Plan - Growth Option

Period	Scheme Returns (%)	Tier I - Benchmark [#] Returns (%)	Additional Benchmark Returns (%) ^{##}	Current Value ₹10,000 Invested at the beginning of a given period		
				Scheme Returns (₹)	Tier I - Benchmark [#] Returns (₹)	Additional Benchmark Returns (₹) ^{##}
Since Inception (19th May 2015)	7.76%	7.57%	6.23%	18,474	18,209	16,428
July 29, 2016 to July 31, 2023 (7 years)	7.07%	7.04%	5.55%	16,140	16,110	14,604
July 31, 2018 to July 31, 2023 (5 years)	7.31%	7.73%	6.47%	14,233	14,515	13,686
July 31, 2020 to July 31, 2023 (3 years)	5.12%	4.29%	2.89%	11,617	11,342	10,891
July 29, 2022 to July 31, 2023 (1 year)	7.75%	7.68%	7.89%	10,780	10,772	10,793

[#]CRISIL Dynamic Bond A-III Index, ^{##}CRISIL 10 Year Gilt Index. Past performance may or may not be sustained in the future.

Different Plans shall have a different expense structure.

Refer to the section "GIPS Compliance" on Page no. 4 for GIPS related disclosure.

Returns are net of total expenses and are calculated on the basis of Compounded Annualized Growth Rate (CAGR).

Quantum Dynamic Bond Fund - Regular Plan - Growth Option

Period	Scheme Returns (%)	Tier I - Benchmark [#] Returns (%)	Additional Benchmark Returns (%) ^{##}	Current Value ₹10,000 Invested at the beginning of a given period		
				Scheme Returns (₹)	Tier I - Benchmark [#] Returns (₹)	Additional Benchmark Returns (₹) ^{##}
Since Inception (01st Apr 2017)	6.56%	6.84%	5.02%	14,956	15,207	13,636
July 31, 2018 to July 31, 2023 (5 years)	7.18%	7.73%	6.47%	14,147	14,515	13,686
July 31, 2020 to July 31, 2023 (3 years)	5.00%	4.29%	2.89%	11,575	11,342	10,891
July 29, 2022 to July 31, 2023 (1 year)	7.62%	7.68%	7.89%	10,767	10,772	10,793

^{##}CRISIL Dynamic Bond A-III Index, ^{##}CRISIL 10 Year Gilt Index. **Past performance may or may not be sustained in the future.**

Different Plans shall have a different expense structure. Refer to the section "GIPS Compliance" please see below for GIPS related disclosure.

Returns are net of total expenses and are calculated on the basis of Compounded Annualized Growth Rate (CAGR).

 Portfolio as on July 31, 2023 **QUANTUM DYNAMIC BOND FUND**

Name of Instrument	Rating	Market Value ₹ in Lakhs	% to Net Asset	Annualised Yield to Maturity
DEBT INSTRUMENTS A) Listed /Awaiting listing on Stock Exchanges				
i. Bonds				
1. 9.09% IRFC NCD (MD 31/03/2026)	CARE AAA	521.22	5.84%	7.43%
2. 9.39% Power Fin Corp Ltd B-2 NCD (MD 27/08/2024)	CRISIL AAA	509.51	5.71%	7.46%
3. 7.58% NABARD Sr 23H NCD (MD 31/07/2026)	ICRA AAA	499.67	5.60%	7.61%
4. 5.35% NHBA NCD (MD 12/02/2024)	CRISIL AAA	494.78	5.54%	7.20%
5. 5.24% SIDBI NCD Ser III (MD 26/03/2024)	CARE AAA	493.36	5.53%	7.25%
Total of Bonds		2,518.54	28.22%	
ii. Government Securities				
1. 7.38% GOI (MD 20/06/2027)	Sovereign	3,525.43	39.50%	7.29%
2. 4.04% GOI FRB (MD 04/10/2028)	Sovereign	1,493.63	16.73%	7.71%
3. 4.45% GOI FRB (MD 30/10/2034)	Sovereign	494.52	5.54%	7.86%
Total of Government Securities		5,513.58	61.77%	
B. Privately Placed/Unlisted		NIL	NIL	NIL
C. Securitized Debt Instruments		NIL	NIL	NIL
Total of Debt Instruments		8,032.12	89.99%	
MONEY MARKET INSTRUMENTS				
c. TREPS		744.81	8.34%	6.40%
Net Receivable/(payable)		148.71	1.67%	
Grand Total		8,925.64	100.00%	

*Cash & Cash Equivalents

 GIPS Compliance

A) Quantum Asset Management Company Pvt. Ltd. claims compliance with the Global Investment Performance Standards (GIPS®). GIPS® is a registered trademark of CFA Institute. CFA Institute does not endorse or promote this organization, nor does it warrant the accuracy or quality of the content contained herein.

B) Indian Rupee (INR) is the currency used to express performance and other statistics.



PERFORMANCE OF THE FUNDS MANAGED BY PANKAJ PATHAK

QUANTUM LIQUID FUND

Mr. Pankaj Pathak is the Fund Manager managing the scheme since March 01, 2017.

Period	July 31, 2022 to July 31, 2023 (1 year)		July 31, 2020 to July 31, 2023 (3 years)		July 31, 2018 to July 31, 2023 (5 years)	
	Scheme Return (%)	Tier I - Benchmark# Returns (%)	Scheme Return (%)	Tier I - Benchmark# Returns (%)	Scheme Return (%)	Tier I - Benchmark# Returns (%)
Quantum Liquid Fund - Direct Plan - Growth Option	6.44%	6.69%	4.38%	4.65%	4.89%	5.28%
Quantum Liquid Fund - Regular Plan - Growth Option	6.34%	6.69%	4.28%	4.65%	4.80%	5.28%

Past performance may or may not be sustained in the future.



#CRISIL Liquid Debt A-I Index.

Returns are net of total expenses and are calculated on the basis of Compounded Annualized Growth Rate (CAGR)

Different Plans shall have different expense structure.

Mr. Pankaj Pathak manages 2 schemes of the Quantum Mutual Fund.

Product Labeling

Name of the Scheme & Tier I Benchmark	This product is suitable for investors who are seeking*	Risk-o-meter of Scheme	Risk-o-meter of Tier I Benchmark
Quantum Dynamic Bond Fund (An Open-ended Dynamic Debt Scheme Investing Across Duration. A relatively high interest rate risk and relatively low credit risk.) Tier I Benchmark: CRISIL Dynamic Bond A-III Index	<ul style="list-style-type: none"> Regular income over short to medium term and capital appreciation Investment in Debt / Money Market Instruments / Government Securities 	 <p>Investors understand that their principal will be at Low to Moderate Risk</p>	

*Investors should consult their financial advisers if in doubt about whether the product is suitable for them.

PRC Matrix – Quantum Dynamic Bond Fund

Credit Risk →	Relatively Low (Class A)	Moderate (Class B)	Relatively High (Class C)
Interest Rate Risk ↓			
Relatively Low (Class I)			
Moderate (Class II)			
Relatively High (Class III)	A-III		

a) Tax On Income Distribution (IDCW Option)

INVESTOR	INCOME TAX RATE	TDS
Resident Individuals/HUF /Domestic Company	Applicable Slab rates + Surcharge as applicable + 4 % Health & Education Cess	10% (if income distributed is more than Rs.5,000 during Financial Year)
Non-Resident	20% plus Surcharge as applicable + 4% Health & Education Cess	20% plus Surcharge as applicable + 4% Health & Education Cess

b) Tax on Capital Gains*

(For Investment done on or after 1st April, 2023)

Short Term

(Irrespective of Holding Period)

Resident Individuals , HUF , Domestic Companies	Applicable Slab Rates - Maximum 30%
FII's	Applicable Slab Rates - Maximum 30%
Non-Resident Indians	Applicable Slab Rates - Maximum 30% (TDS deducted @ 30%)

*The mentioned Tax Rates shall be increased by applicable surcharge if any, Health and Education Cess @4%. For further details on Taxation please refer the clause of Taxation of SAI. Investment done prior to 1st April, 2023, earlier Tax structure would be applicable.

Equity oriented schemes will also attract Securities Transaction Tax (STT) @ 0.001% at the time of redemption and switch to other schemes.

Stamp Duty applicable on Investors subscription unit transactions including Switch in as per the rate mentioned in the Amendments to Indian Stamp Act,1899

TRANSACTION CHARGES: No Transaction Charges shall be deducted from the investment amount for applications received in the Regular Plan.