

Quantum Dynamic Bond Fund

An Open-ended Dynamic Debt Scheme Investing Across Duration.
A relatively high interest rate risk and relatively low credit risk



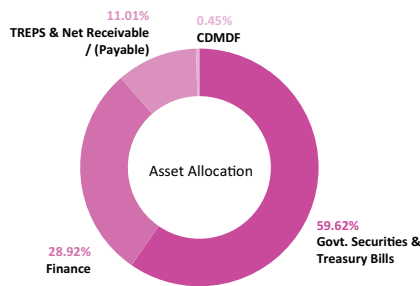
Investment Objective: To generate income and capital appreciation through active management of a portfolio consisting of short term and long term debt and money market instruments. There is no assurance that the investment objective of the Scheme will be achieved.

Scheme Portfolio as on May 31, 2026

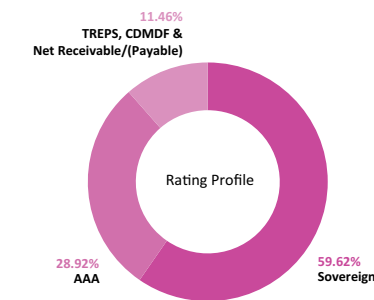
Name of Instrument	Rating	% to NAV
Government Securities		41.29%
6.48% GOI (MD 06/10/2035)	SOV	29.53%
7.04% GOI (MD 03/06/2029)	SOV	5.96%
6.01% GOI (MD 21/07/2030)	SOV	5.75%
6.94% GOI (MD 11/05/2036)	SOV	0.05%
7.3% GOI (MD 19/06/2053)	SOV	0.00%
Corporate Debt		28.92%
Power Finance Corporation Ltd	CRISIL AAA	6.03%
NABARD	CRISIL AAA	5.86%
SIDBI	CRISIL AAA	5.82%
National Housing Bank	IND AAA	5.63%
IRFC	CRISIL AAA	5.58%
State Government Securities		18.33%
7.7% Maharashtra SDL (MD 08/11/2034)	SOV	5.90%
7.16% Karnataka SDL (MD 07/07/2031)	SOV	5.81%
7.05% Tamilnadu SDL (MD 17/09/2031)	SOV	5.78%
7.07% Gujarat SDL (MD 24/09/2032)	SOV	0.84%
Total of Debt Instruments		88.54%
Treps ⁵ & Others		11.01%
Corporate Debt Market Development Fund Class A2		0.45%
Grand Total		100.00%

⁵Short term instrument

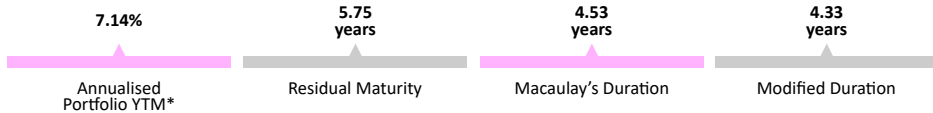
Asset Allocation (%) as on May 31, 2026



Rating Profile (%) as on May 31, 2026



Portfolio Information as on May 31, 2026



As on May 29, 2026; *in case of semi annual YTM, it will be annualised

Fund Performance as on May 29, 2026

Period	Quantum Dynamic Bond Fund - Regular Plan - Growth Option			Current Value ₹10,000 Invested at the beginning of a given period		
	Scheme Returns (%)	Tier I - Benchmark [#] Returns (%)	Additional Benchmark ^{##} Returns (%)	Scheme Returns (₹)	Tier I - Benchmark [#] Returns (₹)	Additional Benchmark ^{##} Returns (₹)
1 year	0.57%	1.15%	-0.03%	10,057	10,114	9,997
3 years	6.32%	6.07%	5.99%	12,016	11,931	11,906
5 years	5.81%	5.46%	4.72%	13,263	13,043	12,593
7 years	6.48%	6.77%	5.73%	15,523	15,822	14,774
Since Inception*	6.49%	6.70%	5.44%	17,788	18,117	16,245

#CRISIL Dynamic Bond A-III Index, ##CRISIL 10 Year Gilt Index. *Inception date - April 01, 2017. Past performance may or may not be sustained in the future. Different Plans shall have a different expense structure. Returns are net of total expenses and are calculated on the basis of Compounded Annualized Growth Rate (CAGR).

Income Distribution History

Record Date	Gross IDCW per unit (₹)	
	Direct Plan	Regular Plan
27-Jan-26	0.03770379	0.03395149
25-Feb-26	0.04028987	0.03653181
25-Mar-26	0.03029302	0.02534933
27-Apr-26	0.03429726	0.0293885
25-May-26	0.01754066	0.01451186

*Investors are paid IDCW post deduction of TDS on Gross IDCW as applicable as per Finance Act 2020

Note: Please [click here](#) for more details on taxation.

Inception Date May 19, 2015

Benchmark Index

Tier I Benchmark - CRISIL Dynamic Bond A-III Index

Fund Managers Details

Fund Managers	Experience	Managing Fund Since
Ms. Sneha Pandey	8 years	April 01, 2025
Mr. Mayur Chauhan	16 years	July 01, 2025

AUM ₹ (In Crores) (as on May 31, 2026)

Average AUM*: 85.20
Absolute AUM: 84.92

*Cumulative Daily AUM / No of days in the month

NAV (₹/Unit) as on:

	29 th May 2026	30 th Apr 2026
Regular Plan IDCW Option	10.2532	10.2382
Regular Plan Growth Option	21.8145	21.7517
Direct Plan IDCW Option	10.1947	10.1787
Direct Plan Growth Option	22.2669	22.1938

Minimum Investment Amount

Purchase: ₹500/- and in multiples of ₹1/- thereafter.
Additional Purchase: ₹500/- and in multiples of ₹1/- thereafter/ 50 units

Exit Load

Nil

Entry Load

Not Applicable

Total Expense Ratios** (As on month end)

Direct Plan - Total TER	0.48%
Regular Plan - Total TER	0.99%

**Total Expense ratio includes applicable GST on Base Expense Ratio. For Total Expense ratio inclusive of transaction cost please click the link. <https://www.quantumamc.com/regulatory-document>

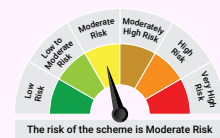
Redemption Proceeds

Processed through RTGS/NEFT mode on T+1 basis from the date of transaction where the investor's Bank details are available.
Processed through cheque on T+1 basis from the date of transaction where the required Bank details of investor are not available.

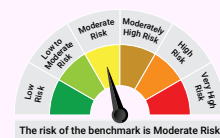
This product is suitable for investors who are seeking*

- Regular income over short to medium term and capital appreciation
- Investment in Debt / Money Market Instruments / Government Securities

Risk-o-meter of Scheme



Risk-o-meter of Tier I Benchmark



*Investors should consult their financial advisers if in doubt about whether the product is suitable for them.

PRC Matrix

Credit Risk →	Relatively Low (Class A)	Moderate (Class B)	Relatively High (Class C)
Interest Rate Risk ↓			
Relatively Low (Class I)			
Moderate (Class II)			
Relatively High (Class III)	A-III		



Complete Portfolio

Quantum Dynamic Bond Fund

An Open-ended Dynamic Debt Scheme Investing Across Duration. A relatively high interest rate risk and relatively low credit risk



Performance of the scheme

As on May 29, 2026

Quantum Dynamic Bond Fund - Direct Plan - Growth Option				Current Value ₹10,000 Invested at the beginning of a given period		
Period	Scheme Returns (%)	Tier I - Benchmark [#] Returns (%)	Additional Benchmark Returns (%) ^{##}	Scheme Returns (₹)	Tier I - Benchmark [#] Returns (₹)	Additional Benchmark Returns (₹) ^{##}
1 Year	1.08%	1.15%	-0.03%	10,107	10,114	9,997
3 Years	6.80%	6.07%	5.99%	12,179	11,931	11,906
5 Years	6.15%	5.46%	4.72%	13,476	13,043	12,593
7 Years	6.76%	6.77%	5.73%	15,810	15,822	14,774
10 Years	7.31%	7.10%	6.04%	20,253	19,855	17,972
Since Inception (19th May 2015)	7.52%	7.27%	6.27%	22,267	21,694	19,571

#CRISIL Dynamic Bond A-III Index, ##CRISIL 10 Year Gilt Index. **Past performance may or may not be sustained in the future.** Different Plans shall have a different expense structure. Returns are net of total expenses and are calculated on the basis of Compounded Annualized Growth Rate (CAGR).

Performance of the Funds Managed by Ms. Sneha Pandey. Total Schemes Managed - 4

Quantum Liquid Fund

Ms. Sneha Pandey is managing the scheme since April 01, 2025.

Mr. Mayur Chauhan is managing the scheme since July 01, 2025.

Period	1 Year		3 Years		5 Years	
	Scheme Return (%)	Tier I - Benchmark [#] Returns (%)	Scheme Return (%)	Tier I - Benchmark [#] Returns (%)	Scheme Return (%)	Tier I - Benchmark [#] Returns (%)
Quantum Liquid Fund - Direct Plan - Growth Option	5.75%	6.02%	6.58%	6.82%	5.83%	6.08%
Quantum Liquid Fund - Regular Plan - Growth Option	5.64%	6.02%	6.47%	6.82%	5.72%	6.08%

Past performance may or may not be sustained in the future. Load is not taken into consideration in scheme returns calculation. #CRISIL Liquid Debt A-I Index. Returns are net of total expenses and are calculated on the basis of Compounded Annualized Growth Rate (CAGR). Different Plans shall have different expense structure. Ms. Sneha Pandey manages 4 schemes of the Quantum Mutual Fund. Mr. Mayur Chauhan manages 2 schemes of the Quantum Mutual Fund.

Quantum Multi Asset Active FOF

Ms. Sneha Pandey is managing the scheme since April 01, 2025.

Ms. Mansi Vasa is managing the scheme since April 01, 2025.

Period	1 Year		3 Years		5 Years	
	Scheme Return (%)	Tier I - Benchmark [#] Returns (%)	Scheme Return (%)	Tier I - Benchmark [#] Returns (%)	Scheme Return (%)	Tier I - Benchmark [#] Returns (%)
Quantum Multi Asset Active FOF - Direct Plan - Growth Option	7.32%	8.54%	12.29%	12.37%	10.16%	10.71%
Quantum Multi Asset Active FOF - Regular Plan - Growth Option	6.93%	8.54%	11.89%	12.37%	9.76%	10.71%

Past performance may or may not be sustained in the future. Load is not taken into consideration in Scheme Return Calculation. #CRISIL Dynamic Bond A-III Index (20%) + CRISIL Liquid Debt A-I Index (25%) + Nifty 50 TRI (40%) + Domestic price of Gold (15%). It is a customized index and it is rebalanced daily. Returns are net of total expenses and are calculated on the basis of Compounded Annualized Growth Rate (CAGR). Different Plans shall have different expense structure. Ms. Sneha Pandey manages 4 Schemes and Ms. Mansi Vasa manages 2 Schemes of the Quantum Mutual Fund.

Quantum Multi Asset Allocation Fund

Ms. Sneha Pandey is managing the scheme since April 01, 2025.

Ms. Mansi Vasa is managing the scheme since April 01, 2025.

Period	1 Year	
	Scheme Return (%)	Tier I - Benchmark [#] Returns (%)
Quantum Multi Asset Allocation Fund - Direct Plan - Growth Option	4.21%	8.91%
Quantum Multi Asset Allocation Fund - Regular Plan - Growth Option	2.54%	8.91%

Past performance may or may not be sustained in the future. Load is not taken into consideration in scheme returns calculation. Different Plans shall have a different expense structure. Returns are net of total expenses and are calculated on the basis of Compounded Annualized Growth Rate (CAGR). Ms. Sneha Pandey manages 4 Schemes and Ms. Mansi Vasa manages 2 Schemes of the Quantum Mutual Fund. #NIFTY 50 TRI (40%) + CRISIL Short Duration Debt A-II Index (45%) + Domestic Price of Gold (15%).