

# QUANTUM SMALL CAP FUND

An Open Ended-Equity Scheme  
Predominantly Investing in Small Cap  
Stocks

## Investment Objective

The Investment Objective of the Scheme to generate capital appreciation by investing predominantly in Small Cap Stocks.

There is no assurance that the investment objective of the scheme will be achieved.

## ★ Scheme Features



### Fund Manager

**Mr. Chirag Mehta**

Work experience: 19 years. He has been managing this fund effective from November 03, 2023.

**Mrs. Abhilasha Satale**

Work experience: 17 years. He has been managing this fund effective from November 03, 2023.



### Category of Scheme

Small Cap Fund



### Inception Date (Date of Allotment)

November 03, 2023



### Declaration of Net Asset Value (NAV)

Every Business Day



### Entry / Sales Load

Not Applicable



### Total Expense Ratio (As on month end)

**Direct Plan - Total TER = 0.60%**

{Base TER 0.55% (Inclusive of 0.28% Management Fees & 0.27% Other Expenses) + 0.05% GST (18% GST on 0.28% Management Fees)}

**Regular Plan - Total TER = 2.10%**

{Base TER 2.05% (Inclusive of 0.28% Management Fees & 0.27% Other Expenses & 1.50% Distributor Commission) + 0.05% GST (18% GST on 0.28% Management Fees)}



### Benchmark Index

S&P BSE 250 Small Cap TRI



### Minimum Application Amount (Under each Option)

Purchase: ₹500/- and in multiples of ₹1/- thereafter.

Additional Purchase: ₹500/- and in multiples of ₹1/- thereafter/ 50 units.

# QUANTUM SMALL CAP FUND

An Open Ended-Equity Scheme  
Predominantly Investing in Small Cap  
Stocks

## Key Statistics

^^Standard Deviation NA

^^Beta NA

^^Sharpe Ratio NA

## Brokerages & Commissions Details

Brokerages on Investments for November 2023 ₹1,25,621.26

Distributor commissions for November 2023 ₹1,15,375.52

Portfolio Turnover Ratio (Last one year) NA

## ★ Scheme Features



### Investment Options

Growth



### Redemption Proceeds

Processed through RTGS/NEFT mode on T+2 basis from the date of transaction where the investor's Bank details are available.

Processed through cheque on T+2 basis from the date of transaction where the required Bank details of investor are not available.



### Exit Load

For complete details on Exit Load please refer page no. 3



### Taxation<sup>#</sup>

The amount of Long Term Capital Gain in excess of Rs 1,00,000/- in a year will be taxable @ 10%.

Tax on Short Term Capital Gains - 15%.

NAV (as on November 30, 2023)	Direct Plan (₹/Unit)	Regular Plan (₹/Unit)
Growth Option	10.16	10.14

### AUM ₹(In Crores) (as on November 30, 2023)

Average AUM*	Absolute AUM
26.06	28.69

\*Cumulative Daily AUM / No of days in the month

<sup>#</sup>The mentioned Tax Rates shall be increased by applicable surcharge, If any, Health and Education Cess @ 4% where ever as applicable. Equity oriented schemes will also attract Securities Transaction Tax (STT) @ 0.001% at the time of redemption and switch to other schemes.

Stamp Duty applicable on Investors subscription unit transactions including Switch in as per the rate mentioned in the Amendments to Indian Stamp Act,1899

**TRANSACTION CHARGES:** No Transaction Charges shall be deducted from the investment amount for applications received in the Regular Plan

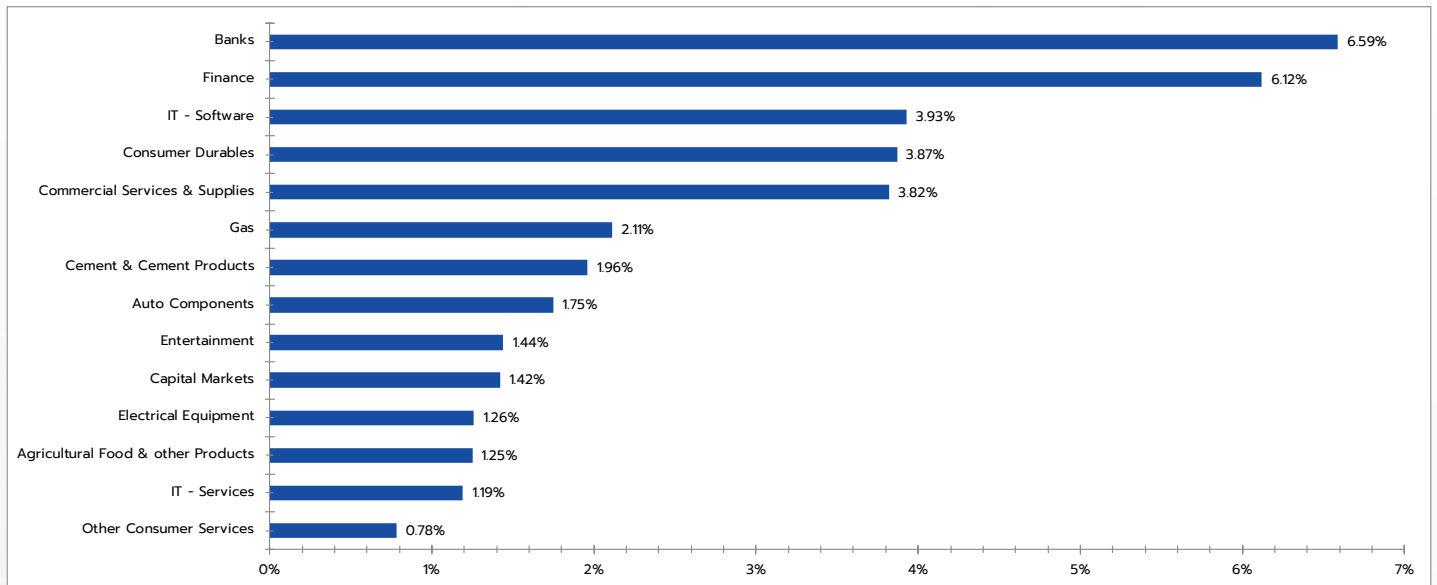
Brokerage and STT have been expensed out of the Scheme.

## Exit Load:

Provisions	% of Exit Load
10% of units If redeemed or switched out on or before 365 days from the date of allotment.	NIL
Remaining 90% of units if redeemed or switched out on or before 365 days from the date of allotment.	1%
If redeemed or switched out after 365 days from the date of allotment.	NIL

Note: Redemptions / Switch outs of units will be done on First In First Out (FIFO) basis. The above-mentioned load structure shall be equally applicable to the special facilities such as Systematic Withdrawal Plan (SWP) / Systematic Transfer Plan (STP) and Switches etc. However, no load shall be charged for switching between option / plan within the Scheme.

## Industry Allocation (% of Net Assets) as on November 30, 2023



Note: The Performance of the Scheme will be disclosed on completion of 6 months since its inception in terms of SEBI Master Circular No. SEBI/HO/IMD/IMD-PoD-1/P/CIR/2023/74 dated May 19, 2023.

Name of Instrument	Industry	Quantity	Market / Fair Value (₹ in Lakhs)	% to NAV
<b>EQUITY &amp; EQUITY RELATED</b>				
<b>A) Listed /Awaiting listing on Stock Exchanges</b>				
1. Equitas Small Finance Bank Limited	Banks	73,588	69.10	2.41%
2. Birlasoft Limited	IT - Software	10,086	63.58	2.22%
3. Crompton Greaves Consumer Electricals Limited	Consumer Durables	22,045	62.82	2.19%
4. CSB Bank Limited	Banks	15,974	62.00	2.16%
5. Gujarat State Petronet Limited	Gas	21,017	60.63	2.11%
6. Karur Vysya Bank Limited	Banks	37,436	57.89	2.02%
7. Ujjivan Financial Services Limited	Finance	10,250	56.50	1.97%
8. TeamLease Services Limited	Commercial Services & Supplies	2,238	56.49	1.97%
9. Nuvoco Vistas Corporation Limited	Cement & Cement Products	15,447	56.36	1.96%
10. CMS Info System Limited	Commercial Services & Supplies	13,141	53.21	1.85%
11. IDFC Limited	Finance	44,716	52.97	1.85%
12. Can Fin Homes Limited	Finance	6,729	52.56	1.83%
13. Sansera Engineering Limited	Auto Components	5,978	50.21	1.75%
14. Mastek Limited	IT - Software	2,071	49.18	1.71%
15. Carysil Limited	Consumer Durables	5,256	48.11	1.68%
16. PVR INOX Limited	Entertainment	2,412	41.43	1.44%
17. UTI Asset Management Company Limited	Capital Markets	4,936	40.66	1.42%
18. Genus Power Infrastructures Limited	Electrical Equipment	16,368	36.20	1.26%
19. CCL Products (India) Limited	Agricultural Food & other Products	5,414	35.74	1.25%
20. Cyient Limited	IT - Services	1,758	34.02	1.19%
21. MPS Limited	Other Consumer Services	1,263	22.51	0.78%
22. Indian Renewable Energy Development Agency Limited	Finance	20,548	13.42	0.47%
<b>B) Unlisted</b>			NIL	NIL
<b>Total of all Equity</b>			<b>1,075.59</b>	<b>37.49%</b>
<b>MONEY MARKET INSTRUMENTS</b>				
<b>A) TREPS*</b>			<b>1,676.15</b>	<b>58.43%</b>
<b>Net Receivable/(payable)</b>			<b>117.05</b>	<b>4.08%</b>
<b>Grand Total</b>			<b>2,868.79</b>	<b>100.00%</b>

\* Cash & Cash Equivalents



\*\*Note: Since the scheme has not completed 3 years data will not be available.

## GIPS Compliance

A) Quantum Asset Management Company Pvt. Ltd. claims compliance with the Global Investment Performance Standards (GIPS®). GIPS® is a registered trademark of CFA Institute. CFA Institute does not endorse or promote this organization, nor does it warrant the accuracy or quality of the content contained herein.

B) Indian Rupee (INR) is the currency used to express performance and other statistics.

## Product Labeling

Name of the Scheme & Tier I Benchmark	This product is suitable for investors who are seeking*	Risk-o-meter of Scheme	Risk-o-meter of Tier I Benchmark
Quantum Small Cap Fund (An Open Ended-Equity Scheme Predominantly Investing in Small Cap Stocks) Tier I Benchmark: S&P BSE 250 Small Cap TRI	<ul style="list-style-type: none"> <li>Long term capital appreciation</li> <li>Investment in Small Cap Stock</li> </ul>	 <p>Investors understand that their principal will be at Moderately High Risk</p>	

\*Investors should consult their financial advisers if in doubt about whether the product is suitable for them.