

QUANTUM LIQUID FUND

An Open-ended Liquid Scheme.
A relatively low interest rate risk and relatively low credit risk

Investment Objective

To provide optimal returns with low to moderate levels of risk and high liquidity through judicious investments in money market and debt instruments.

★ Scheme Features



Fund Manager

Mr. Pankaj Pathak

Work experience: 12 years. He has been managing this fund since March 01, 2017



Category of Scheme

Liquid Fund



Inception Date (Date of Allotment)

April 07, 2006



Declaration of Net Asset Value (NAV)

Every Business Day



Entry / Sales Load

Not Applicable



Total Expense Ratio (As on month end)

TER specified are the actual expenses charged (i.e. effective rate) as at the end of the month.

Direct Plan – Total TER = 0.15%

Regular Plan – Total TER = 0.25%



Benchmark Index

*Tier I Benchmark - CRISIL Liquid Debt A-I Index



Minimum Application Amount (Under each Option)

Growth Option: ₹ 5,000/- and in multiples of ₹ 1/- thereafter.
Monthly Income Distribution cum Capital Withdrawal (IDCW) Option: ₹ 10,000/- and in multiples of ₹ 1/- thereafter.
Daily Income Distribution cum Capital Withdrawal Reinvestment Option: ₹ 1,00,000/- and in multiples of ₹ 1/- thereafter. Additional Investment: ₹ 500/- and in multiples of ₹ 1/- thereafter /50 units (For all options)

*Tier-I Benchmark of the scheme has been changed from CRISIL Liquid Fund AI Index to CRISIL Liquid Debt A-I Index w.e.f. April 03, 2023

QUANTUM LIQUID FUND

An Open-ended Liquid Scheme.
A relatively low interest rate risk and relatively low credit risk

Weighted Average Maturity as on January 31, 2024

Weighted Average Maturity	Days
At the end of the month	34
Average during the month	40
Modified Duration	31
Macaulay's Duration	34

Brokerages & Commissions Details

Brokerages on Investments for January 2024	₹2,000.00
Distributor commissions paid during January 2024	₹11,988.35
Portfolio yield	7.09%

Portfolio Information

Scheme Name: Quantum Liquid Fund

Description (if any)	
Annualised Portfolio YTM*	7.09%
Macaulay Duration	34 Days
Residual Maturity	34 Days
As on (Date)	31/01/2024

*in case of semi annual YTM, it will be annualised

★ Scheme Features



Investment Options

Growth, Daily Reinvestment of Income Distribution Cum Capital Withdrawal (IDCW) Option & Monthly Income Distribution cum Capital Withdrawal (IDCW) Option – Two facilities (a) Payout of Income Distribution Cum Capital Withdrawal (IDCW) Facility; and (b) Reinvestment of Income Distribution Cum Capital Withdrawal (IDCW) Facility



Redemption Proceeds

Processed through RTGS/NEFT mode on T+1 basis from the date of transaction where the investor's Bank details are available.

Processed through cheque on T+1 basis from the date of transaction where the required Bank details of investor are not available



Exit Load

For complete details on Exit Load please refer page no. 4

NAV (as on January 31, 2024)	Direct Plan (₹/Unit)	Regular Plan (₹/Unit)
Daily IDCW Option	10.0086	10.0002
Monthly IDCW Option	10.0236	10.0198
Growth Option	32.0334	31.8548

AUM ₹(In Crores)

(as on January 31, 2024)

Average AUM*	Absolute AUM
598.01	593.53

*Cumulative Daily AUM / No of days in the month

The mentioned Tax Rates shall be increased by applicable surcharge, If any, Health and Education Cess @ 4% where ever as applicable. Equity oriented schemes will also attract Securities Transaction Tax (STT) @ 0.001% at the time of redemption and switch to other schemes.

Stamp Duty applicable on Investors subscription unit transactions including Switch in as per the rate mentioned in the Amendments to Indian Stamp Act,1899

TRANSACTION CHARGES: No Transaction Charges shall be deducted from the investment amount for applications received in the Regular Plan.

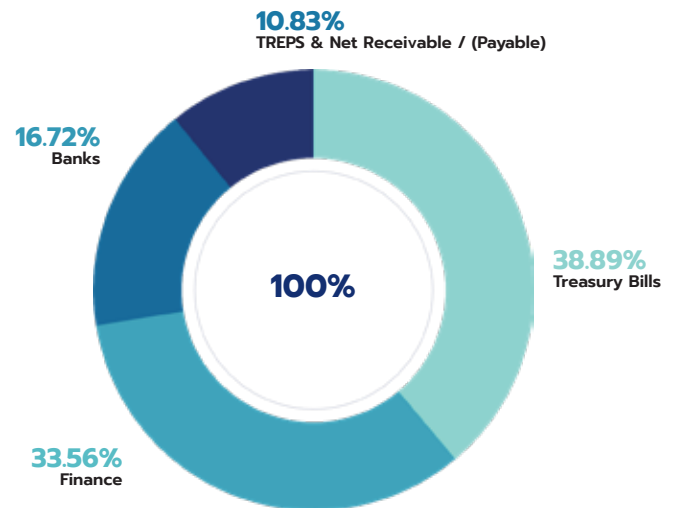
Brokerage and STT have been expensed out of the Scheme.

Record Date	Gross IDCW per unit (Rs.)	
	Direct Plan	Regular Plan
	Individual/Non Individual	Individual/Non Individual
28-Nov-23	0.06350518	0.06209533
26-Dec-23	0.05284567	0.05128651
25-Jan-24	0.05653751	0.05569193

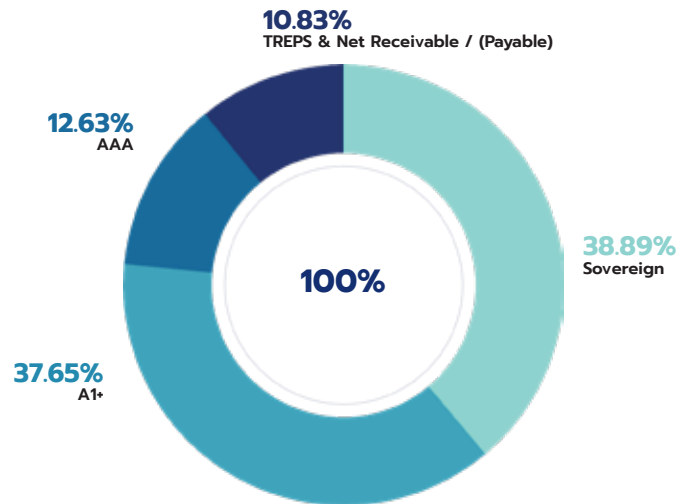
*Investors are paid IDCW post deduction of TDS on Gross IDCW as applicable as per Finance Act 2020

Asset Allocation & Rating Profile (% of Net Assets) as on January 31, 2024

Treasury Bills	38.89%
Finance	33.56%
Banks	16.72%
TREPS & Net Receivable / (Payable)	10.83%
Total	100.00%



Sovereign	38.89%
A1+	37.65%
AAA	12.63%
TREPS & Net Receivable / (Payable)	10.83%
Total	100.00%



Quantum Liquid Fund Performance as on January 31, 2024

The Scheme is managed by **Mr. Pankaj Pathak**.

Mr. Pankaj Pathak is the Fund Manager managing the scheme since **March 01, 2017**.

For other Schemes Managed by Mr. Pankaj Pathak please see page no. 6

Quantum Liquid Fund - Direct Plan - Growth Option

Period	Scheme Returns (%)	Tier I - Benchmark [#] Returns (%)	Additional Benchmark Returns (%) ^{##}	Current Value ₹10,000 Invested at the beginning of a given period		
				Scheme Returns (₹)	Tier I - Benchmark [#] Returns (₹)	Additional Benchmark Returns (₹) ^{##}
Since Inception (07th Apr 2006)	6.75%	6.80%	6.12%	32,033	32,322	28,849
Jan 31, 2014 to Jan 31, 2024 (10 years)**	6.04%	6.47%	6.46%	17,987	18,721	18,710
Jan 31, 2017 to Jan 31, 2024 (7 years)**	5.31%	5.72%	5.80%	14,366	14,759	14,839
Jan 31, 2019 to Jan 31, 2024 (5 years)**	4.90%	5.26%	5.55%	12,705	12,922	13,100
Jan 31, 2021 to Jan 31, 2024 (3 years)**	5.04%	5.31%	4.99%	11,588	11,678	11,573
Jan 31, 2023 to Jan 31, 2024 (1 year)**	6.95%	7.15%	6.91%	10,695	10,715	10,691
Dec 31, 2023 to Jan 31, 2024 (1 month)*	6.95%	7.17%	6.42%	10,059	10,061	10,055
Jan 16, 2024 to Jan 31, 2024 (15 days)*	6.64%	6.80%	6.13%	10,027	10,028	10,025
Jan 24, 2024 to Jan 31, 2024 (7 days)*	6.86%	7.00%	6.91%	10,013	10,013	10,013

[#]CRISIL Liquid Debt A-I Index, ^{##}CRISIL 1 year T-bill Index.

Past performance may or may not be sustained in the future.

Different Plans shall have a different expense structure.

Refer to the section "GIPS Compliance" on Page no. 5 for GIPS related disclosure.

*Simple Annualized.

**Returns for 1 year and above period are calculated on the basis of Compounded Annualized Growth Rate (CAGR).

Returns are net of total expenses.

Quantum Liquid Fund - Regular Plan - Growth Option

Period	Scheme Returns (%)	Tier I - Benchmark [#] Returns (%)	Additional Benchmark Returns (%) ^{##}	Current Value ₹10,000 Invested at the beginning of a given period		
				Scheme Returns (₹)	Tier I - Benchmark [#] Returns (₹)	Additional Benchmark Returns (₹) ^{##}
Since Inception (01st Apr 2017)	5.20%	5.68%	5.79%	14,146	14,596	14,694
Jan 31, 2019 to Jan 31, 2024 (5 years)**	4.81%	5.26%	5.55%	12,647	12,922	13,100
Jan 31, 2021 to Jan 31, 2024 (3 years)**	4.93%	5.31%	4.99%	11,553	11,678	11,573
Jan 31, 2023 to Jan 31, 2024 (1 year)**	6.85%	7.15%	6.91%	10,685	10,715	10,691
Dec 31, 2023 to Jan 31, 2024 (1 month)*	6.85%	7.17%	6.42%	10,058	10,061	10,055
Jan 16, 2024 to Jan 31, 2024 (15 days)*	6.55%	6.80%	6.13%	10,027	10,028	10,025
Jan 24, 2024 to Jan 31, 2024 (7 days)*	6.77%	7.00%	6.91%	10,013	10,013	10,013

[#]CRISIL Liquid Debt A-I Index, ^{##}CRISIL 1 year T-bill Index.

Past performance may or may not be sustained in the future.

Different Plans shall have a different expense structure.

Refer to the section "GIPS Compliance" on Page no. 5 for GIPS related disclosure.

*Simple Annualized.

**Returns for 1 year and above period are calculated on the basis of Compounded Annualized Growth Rate (CAGR).

Returns are net of total expenses.

Exit Load:

Investor Exit Upon Subscription	% of Exit Load
Day 1	0.0070%
Day 2	0.0065%
Day 3	0.0060%
Day 4	0.0055%
Day 5	0.0050%
Day 6	0.0045%
Day 7 Onwards	NIL

Note: Redemption / Switched Outs will be done on First in First out (FIFO) basis.

The above mentioned Exit Load shall be equally applicable to Systematic Withdrawal Plan (SWP), Systematic Transfer Plan (STP) and Switches including existing installment of existing SIPs/ STPs / SWPs falling due after the effective date.

However, no exit load will be charged for switching between option / plan within the scheme.

Name of Instrument	Rating	Residual Maturity (in days)	Market Value (₹ in Lakhs)	% to Net Assets	Annualised Yield to Maturity
DEBT INSTRUMENTS					
A. Listed /Awaiting listing on Stock Exchanges					
i. Bonds					
1. 5.35% NHBA NCD (MD 12/02/2024)	CRISIL AAA	12	4,996.32	8.42%	7.42%
2. 8.25% IRFC NCD Ser 132 (MD 28/02/2024)	CRISIL AAA	28	2,501.18	4.21%	7.43%
B. Privately Placed/Unlisted		NIL	NIL	NIL	NIL
C. Securitized Debt Instruments		NIL	NIL	NIL	NIL
Total of Debt Instruments			7,497.50	12.63%	
MONEY MARKET INSTRUMENTS					
A. Treasury Bills (T-Bill)					
1. 91 Days Tbill (MD 25/04/2024)	Sovereign	85	6,396.66	10.78%	7.02%
2. 91 Days Tbill (MD 07/03/2024)	Sovereign	36	3,973.95	6.70%	6.84%
3. 91 Days Tbill (MD 29/02/2024)	Sovereign	29	3,752.27	6.32%	6.79%
4. 91 Days Tbill (MD 22/02/2024)	Sovereign	22	2,490.24	4.20%	6.81%
5. 364 Days Tbill (MD 14/03/2024)	Sovereign	43	2,480.49	4.18%	6.84%
6. 91 Days Tbill (MD 14/03/2024)	Sovereign	43	2,480.49	4.18%	6.84%
7. 91 Days Tbill (MD 01/02/2024)	Sovereign	1	1,500.00	2.53%	6.84%
Total of T-Bill			23,074.10	38.89%	
B. Commercial Papers (CP)					
1. Small Ind Dev Bk of India CP (MD 15/02/2024)	IND A1+	15	4,985.98	8.40%	7.33%
Total of CPs			4,985.98	8.40%	
C. Certificate of Deposits (CD)					
1. Canara Bank CD (MD 05/03/2024)	CRISIL A1+	34	4,966.88	8.37%	7.38%
2. National Bank For Agri & Rural CD (MD 13/03/2024)	CRISIL A1+	42	4,958.98	8.35%	7.37%
3. State Bank of India CD (MD 15/03/2024)	CRISIL A1+	44	4,957.37	8.35%	7.30%
4. Export Import Bank of India CD (MD 15/03/2024)	CRISIL A1+	44	2,478.68	4.18%	7.30%
Total of CDs			17,361.91	29.25%	
D. TREPS*			5,963.40	10.05%	6.72%
Total of Money Market Instruments			51,385.39	86.59%	
OTHERS					
1. Corporate Debt Market Development Fund Class A2			155.26	0.26%	
Net Receivable/(payable)			315.82	0.52%	
Grand Total			59,353.97	100.00%	

* Cash & Cash Equivalents

Quantum Liquid Fund Aum of Rs. 593.54 Crores includes amount payable to investors on account of Unclaimed Dividend below 3 years amounting to Rs. 0.01 Crores.

GIPS Compliance

A) Quantum Asset Management Company Pvt. Ltd. claims compliance with the Global Investment Performance Standards (GIPS®). GIPS® is a registered trademark of CFA Institute. CFA Institute does not endorse or promote this organization, nor does it warrant the accuracy or quality of the content contained herein.

B) Indian Rupee (INR) is the currency used to express performance and other statistics.

C) As per the SEBI Guidelines, in case of liquid fund, returns for the period of 7 days, 15 days and 1 month are to be provided using simple annualized method of calculating return. The SEBI requirements to provide such returns using simple annualized method of calculating returns are different from the GIPS requirements, which does not allow annualization of returns for periods less than one year

QUANTUM DYNAMIC BOND FUND

Mr. Pankaj Pathak is the Fund Manager managing the scheme since March 01, 2017.

Period	January 31, 2023 to January 31, 2024 (1 year)		January 29, 2021 to January 31, 2024 (3 years)		January 31, 2019 to January 31, 2024 (5 years)	
	Scheme Return (%)	Tier I - Benchmark# Returns (%)	Scheme Return (%)	Tier I - Benchmark# Returns (%)	Scheme Return (%)	Tier I - Benchmark# Returns (%)
Quantum Dynamic Bond Fund - Direct Plan - Growth Option	8.00%	7.60%	5.45%	4.64%	7.36%	7.52%
Quantum Dynamic Bond Fund - Regular Plan - Growth Option	7.69%	7.60%	5.26%	4.64%	7.19%	7.52%

Past performance may or may not be sustained in the future.

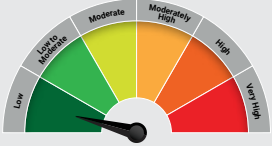
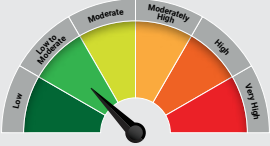
#CRISIL Dynamic Bond A-III Index.

Returns are net of total expenses and are calculated on the basis of Compounded Annualized Growth Rate (CAGR)

Different Plans shall have different expense structure.

Mr. Pankaj Pathak manages 2 schemes of the Quantum Mutual Fund.

Product Labeling

Name of the Scheme & Tier I Benchmark	This product is suitable for investors who are seeking*	Risk-o-meter of Scheme	Risk-o-meter of Tier I Benchmark
Quantum Liquid Fund (An Open-ended Liquid Scheme. A relatively low interest rate risk and relatively low credit risk.) Tier I Benchmark: CRISIL Liquid Debt A-I Index	<ul style="list-style-type: none"> Income over the short term Investments in debt / money market instruments 	 <p>Investors understand that their principal will be at Low Risk</p>	

*Investors should consult their financial advisers if in doubt about whether the product is suitable for them.

PRC Matrix – Quantum Liquid Fund

Credit Risk →	Relatively Low (Class A)	Moderate (Class B)	Relatively High (Class C)
Interest Rate Risk ↓			
Relatively Low (Class I)	A-I		
Moderate (Class II)			
Relatively High (Class III)			

a) Tax On Income Distribution (IDCW Option)

INVESTOR	INCOME TAX RATE	TDS
Resident Individuals/HUF /Domestic Company	Applicable Slab rates + Surcharge as applicable + 4 % Health & Education Cess	10% (if income distributed is more than Rs.5,000 during Financial Year)
Non-Resident	20% plus Surcharge as applicable + 4% Health & Education Cess	20% plus Surcharge as applicable + 4% Health & Education Cess

b) Tax on Capital Gains*

(For Investment done on or after 1st April, 2023)

Short Term

(Irrespective of Holding Period)

Resident Individuals , HUF , Domestic Companies	Applicable Slab Rates - Maximum 30%
FII's	Applicable Slab Rates - Maximum 30%
Non-Resident Indians	Applicable Slab Rates - Maximum 30% (TDS deducted @ 30%)

*The mentioned Tax Rates shall be increased by applicable surcharge if any, Health and Education Cess @4%. For further details on Taxation please refer the clause of Taxation of SAI. Investment done prior to 1st April, 2023, earlier Tax structure would be applicable.

Equity oriented schemes will also attract Securities Transaction Tax (STT) @ 0.001% at the time of redemption and switch to other schemes.

Stamp Duty applicable on Investors subscription unit transactions including Switch in as per the rate mentioned in the Amendments to Indian Stamp Act,1899

TRANSACTION CHARGES: No Transaction Charges shall be deducted from the investment amount for applications received in the Regular Plan.