

QUANTUM ESG BEST IN CLASS STRATEGY FUND

An Open-ended equity scheme investing in companies following Environment, Social and Governance (ESG) theme assessed through a Best In Class Strategy

Investment Objective

The Investment Objective of the scheme is to achieve long-term capital appreciation by investing in share of companies identified based on the Environment, Social and Governance (ESG) theme following Best in Class Strategy.

There is no assurance that the Investment Objective of the Scheme will be achieved.

★ Scheme Features



Fund Manager

Mr. Chirag Mehta
Work experience: 19 years.

Ms. Sneha Joshi
Work experience: 9 years.
Both have been managing the fund since July 12, 2019.



Category of Scheme

Thematic Scheme



Inception Date (Date of Allotment)

July 12, 2019



Declaration of Net Asset Value (NAV)

Every Business Day



Entry / Sales Load

Not Applicable



Total Expense Ratio (As on month end)

TER specified are the actual expenses charged (i.e. effective rate) as at the end of the month.

Direct Plan – Total TER = 0.84%
Regular Plan – Total TER = 2.09%



Benchmark Index

Tier I Benchmark - Nifty 100 ESG Total Return Index



Minimum Application Amount (Under each Option)

Purchase: ₹500/- and in multiples of ₹1/- thereafter.
Additional Purchase: ₹500/- and in multiples of ₹1/- thereafter.



Investment Options

Growth

Note: Name of Quantum India ESG Equity Fund has been changed to Quantum ESG Best In Class Strategy Fund effective from 1st February, 2024.

QUANTUM ESG BEST IN CLASS STRATEGY FUND

An Open-ended equity scheme investing in companies following Environment, Social and Governance (ESG) theme assessed through a Best In Class Strategy

Key Statistics

^^Standard Deviation 11.52%

^^Beta 0.80

^^Sharpe Ratio 0.59

Weighted Average ESG Score of the Scheme 69.64

SEBI Registered ESG Rating Provider (ERP)
Name is Stakeholders Empowerment Services (SES)

Brokerages & Commissions Details

Brokerages on Investments for March 2024 ₹73,851.64

Distributor commissions paid during March 2024 ₹2,18,639.95

Portfolio Turnover Ratio (Last one year): 23.13%

★ Scheme Features



Redemption Proceeds

Processed through RTGS/NEFT mode on T+2 basis from the date of transaction where the investor's Bank details are available.

Processed through cheque on T+2 basis from the date of transaction where the required Bank details of investor are not available.



Exit Load

For complete details on Exit Load please refer page no. 4



Taxation[#]

The amount of Long Term Capital Gain in excess of Rs 1,00,000/- in a year will be taxable @ 10%. Tax on Short Term Capital Gains - 15%.

NAV (as on March 31, 2024)	Direct Plan (₹/Unit)	Regular Plan (₹/Unit)
Growth Option	22.09	21.29

AUM ₹(In Crores)

(as on March 31, 2024)

Average AUM*
78.81

Absolute AUM
80.08

*Cumulative Daily AUM / No of days in the month

[#]The mentioned Tax Rates shall be increased by applicable surcharge, If any, Health and Education Cess @ 4% where ever as applicable. Equity oriented schemes will also attract

Securities Transaction Tax (STT) @ 0.001% at the time of redemption and switch to other schemes.

Stamp Duty applicable on Investors subscription unit transactions including Switch in as per the rate mentioned in the Amendments to Indian Stamp Act,1899

TRANSACTION CHARGES: No Transaction Charges shall be deducted from the investment amount for applications received in the Regular Plan.

Brokerage and STT have been expensed out of the Scheme.

Note: Name of Quantum India ESG Equity Fund has been changed to Quantum ESG Best In Class Strategy Fund effective from 1st February, 2024.



The Scheme is managed by **Mr. Chirag Mehta and Ms. Sneha Joshi**

Mr. Chirag Mehta is the Fund Manager and **Ms. Sneha Joshi** is the Associate Fund Manager managing the scheme since **July 12, 2019**.

For other Schemes Managed by Mr. Chirag Mehta please see page no. 6



Performance of the Scheme

Direct Plan

Quantum ESG Best In Class Strategy Fund - Direct Plan

Current Value ₹10,000 Invested at the beginning of a given period

Period	Scheme Returns (%)	Tier I - Benchmark [#] Returns (%)	Additional Benchmark Returns (%) ^{##}	Scheme Returns (₹)	Tier I - Benchmark [#] Returns (₹)	Additional Benchmark Returns (₹) ^{##}
Since Inception (12th Jul 2019)	18.26%	17.61%	15.90%	22,090	21,527	20,082
March 31, 2021 to March 31, 2024 (3 years)	15.00%	15.84%	15.52%	15,213	15,550	15,423
March 31, 2023 to March 31, 2024 (1 year)	33.45%	37.59%	26.41%	13,356	13,771	12,650

[#]NIFTY100 ESG TRI, ^{##}S&P BSE Sensex TRI.

Past performance may or may not be sustained in the future. Load is not taken into consideration in Scheme returns calculation.

Different Plans shall have a different expense structure.

Refer to the section "GIPS Compliance" on Page no. 6 for GIPS related disclosure.

Returns are net of total expenses and are calculated on the basis of Compounded Annualized Growth Rate (CAGR)

Note: Name of Quantum India ESG Equity Fund has been changed to Quantum ESG Best In Class Strategy Fund effective from 1st February, 2024.



Performance of the Scheme

Regular Plan

Quantum ESG Best In Class Strategy Fund - Regular Plan

Current Value ₹10,000 Invested at the beginning of a given period

Period	Scheme Returns (%)	Tier I - Benchmark [#] Returns (%)	Additional Benchmark Returns (%) ^{##}	Scheme Returns (₹)	Tier I - Benchmark [#] Returns (₹)	Additional Benchmark Returns (₹) ^{##}
Since Inception (12th Jul 2019)	17.34%	17.61%	15.90%	21,290	21,527	20,082
March 31, 2021 to March 31, 2024 (3 years)	13.99%	15.84%	15.52%	14,816	15,550	15,423
March 31, 2023 to March 31, 2024 (1 year)	31.97%	37.59%	26.41%	13,207	13,771	12,650

[#]NIFTY100 ESG TRI, ^{##}S&P BSE Sensex TRI.

Past performance may or may not be sustained in the future. Load is not taken into consideration in Scheme returns calculation.

Different Plans shall have a different expense structure.

Refer to the section "GIPS Compliance" on Page no. 6 for GIPS related disclosure.

Returns are net of total expenses and are calculated on the basis of Compounded Annualized Growth Rate (CAGR)

Regular Plan was launched on 12th July 2019.

Note: Name of Quantum India ESG Equity Fund has been changed to Quantum ESG Best In Class Strategy Fund effective from 1st February, 2024.

SIP Performance as on March 31, 2024

	Total Amount Invested (₹'000)	Mkt Value as on Mar 31, 24 (₹'000)	Tier I - Benchmark# Returns (₹'000)	Additional Benchmark Returns (₹'000)##	Returns (XIRR*) (%)	Tier I - Benchmark# Returns (%)	Additional Benchmark Returns (%)##
SIP Since Inception	560	874	872	847	19.32%	19.19%	17.93%
3 Years SIP	360	459	459	453	16.55%	16.59%	15.65%
1 Year SIP	120	138	140	134	29.00%	33.46%	23.01%

#NIFTY100 ESG TRI, ##S&P BSE Sensex TRI.

Past performance may or may not be sustained in the future. The above SIP performance is for Quantum ESG Best In Class Strategy Fund - Direct plan - Growth option. Load is not taken into consideration using applicable NAV on the SIP day (5th of every month). Return on SIP and Benchmark are annualized and compounded investment return for cash flows resulting out of uniform and regular monthly subscriptions as on 5th day of every month (in case 5th is a non-Business Day, then the next Business Day) and have been worked out using the Excel spreadsheet function known as XIRR. XIRR calculates the internal rate of return for series of cash flow. Assuming ₹ 10,000 invested every month on 5th day of every month (in case 5th is a non-Business Day, then the next Business Day), and since inception returns from SIP are annualized and compounded investment return computed on the assumption that SIP installments were received across the time periods from the start date of SIP.

Returns are net of total expenses

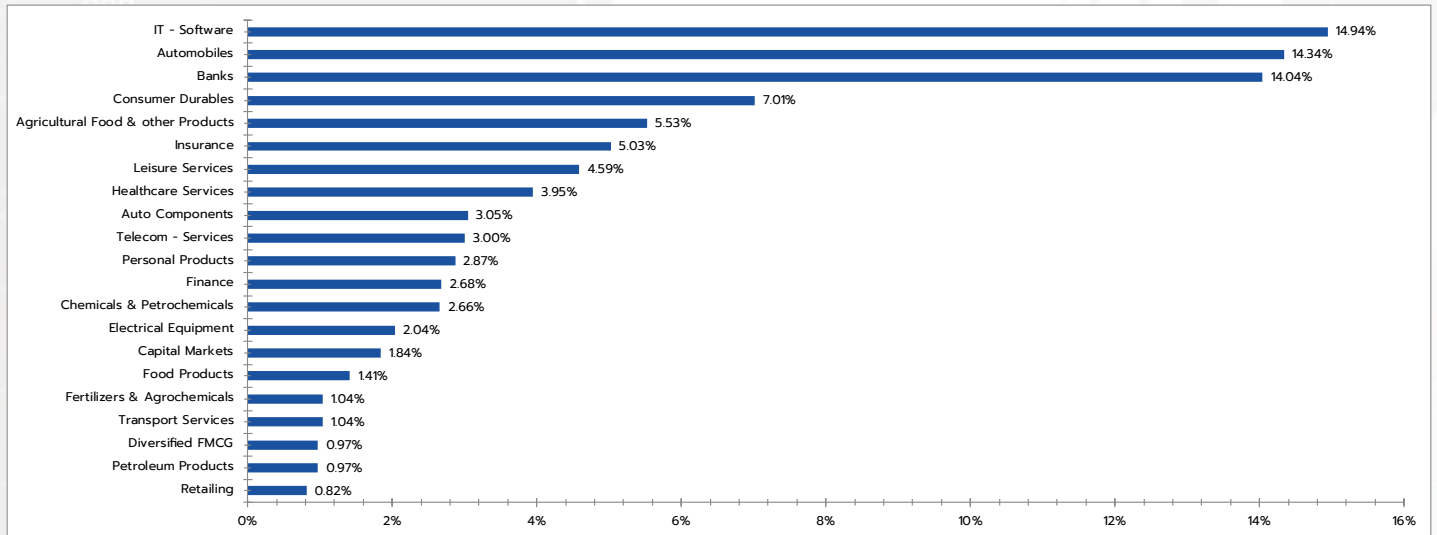
*XIRR - XIRR calculates the internal rate of return to measure and compare the profitability of series of investments.

Exit Load:

Provisions	% of Exit Load
10% of units If redeemed or switched out on or before 365 days from the date of allotment	NIL
Remaining 90% of units if redeemed or switched out on or before 365 days from the date of allotment	1%
If redeemed or switched out after 365 days from the date of allotment	NIL

Note: Redemptions / Switch outs of units will be done on First In First Out (FIFO) basis. The above mentioned load structure shall be equally applicable to the special facilities such as Systematic Withdrawal Plan (SWP) / Systematic Transfer Plan (STP) and Switches etc. However, no load shall be charged for switching between option / plan within the Scheme.

Industry Allocation (% of Net Assets) as on March 31, 2024





Portfolio as on March 31, 2024

QUANTUM ESG BEST IN CLASS STRATEGY FUND

Name of Instrument	Industry	Quantity	Market/ Fair Value (₹ in Lakhs)	% to Net Assets	ESG Scores
EQUITY & EQUITY RELATED					
a. Listed / Awaiting listing on Stock Exchanges					
1. TVS Motor Company Limited	Automobiles	18,302	393.83	4.92%	72.60
2. The Indian Hotels Company Limited	Leisure Services	62,129	367.28	4.59%	75.70
3. HDFC Bank Limited	Banks	22,408	324.45	4.05%	79.80
4. Tata Consumer Products Limited	Agricultural Food & other Products	22,428	245.86	3.07%	66.30
5. Tata Communications Limited	Telecom - Services	11,957	240.38	3.00%	68.40
6. Tata Consultancy Services Limited	IT - Software	5,790	224.44	2.80%	73.80
7. Maruti Suzuki India Limited	Automobiles	1,742	219.50	2.74%	68.50
8. ICICI Bank Limited	Banks	19,872	217.26	2.71%	76.60
9. Infosys Limited	IT - Software	13,708	205.35	2.56%	82.40
10. Bosch Limited	Auto Components	624	187.40	2.34%	70.00
11. Axis Bank Limited	Banks	17,326	181.44	2.27%	81.60
12. Tata Motors Limited	Automobiles	17,740	176.12	2.20%	76.90
13. IndusInd Bank Limited	Banks	11,263	174.91	2.18%	80.40
14. ICICI Prudential Life Insurance Company Limited	Insurance	28,096	171.01	2.14%	77.30
15. Wipro Limited	IT - Software	35,517	170.52	2.13%	81.00
16. Kotak Mahindra Bank Limited	Banks	9,292	165.91	2.07%	82.30
17. Thermax Limited	Electrical Equipment	3,887	162.96	2.04%	67.10
18. Persistent Systems Limited	IT - Software	4,088	162.89	2.03%	72.40
19. HCL Technologies Limited	IT - Software	9,381	144.80	1.81%	79.60
20. Marico Limited	Agricultural Food & other Products	28,691	142.65	1.78%	74.80
21. Havells India Limited	Consumer Durables	9,404	142.47	1.78%	72.70
22. Narayana Hrudayalaya Limited	Healthcare Services	10,764	138.19	1.73%	73.70
23. Bajaj Finance Limited	Finance	1,883	136.43	1.70%	76.10
24. HDFC Life Insurance Company Limited	Insurance	21,264	134.68	1.68%	74.80
25. Titan Company Limited	Consumer Durables	3,387	128.77	1.61%	74.00
26. Syngene International Limited	Healthcare Services	18,020	126.60	1.58%	76.20
27. Tech Mahindra Limited	IT - Software	9,863	123.10	1.54%	81.00
28. Colgate Palmolive (India) Limited	Personal Products	4,494	121.80	1.52%	73.50
29. Tata Chemicals Limited	Chemicals & Petrochemicals	11,145	120.47	1.50%	71.90
30. Nestle India Limited	Food Products	4,291	112.53	1.41%	74.20
31. Godrej Consumer Products Limited	Personal Products	8,607	107.74	1.35%	74.80
32. Voltas Limited	Consumer Durables	9,536	105.23	1.31%	76.20
33. Mahindra & Mahindra Limited	Automobiles	5,444	104.60	1.31%	72.40
34. Bajaj Auto Limited	Automobiles	1,090	99.71	1.25%	67.70
35. ICICI Lombard General Insurance Company Limited	Insurance	5,730	96.52	1.21%	75.40
36. Coforge Limited	IT - Software	1,691	93.05	1.16%	69.00
37. Vinati Organics Limited	Chemicals & Petrochemicals	6,300	92.65	1.16%	59.00
38. Hero MotoCorp Limited	Automobiles	1,810	85.47	1.07%	77.00
39. Central Depository Services (India) Limited	Capital Markets	4,932	84.43	1.05%	77.20
40. Mahindra Logistics Limited	Transport Services	20,390	83.36	1.04%	69.90
41. Rallis India Limited	Fertilizers & Agrochemicals	33,157	83.06	1.04%	73.50
42. Bajaj Finserv Limited	Finance	4,758	78.21	0.98%	77.20
43. Castrol India Limited	Petroleum Products	41,879	77.87	0.97%	67.80
44. Hindustan Unilever Limited	Diversified FMCG	3,433	77.74	0.97%	72.20
45. Mphasis Limited	IT - Software	3,042	72.64	0.91%	75.10
46. Crompton Greaves Consumer Electricals Limited	Consumer Durables	26,861	71.85	0.90%	71.00
47. Asian Paints Limited	Consumer Durables	2,465	70.17	0.88%	76.10
48. Eicher Motors Limited	Automobiles	1,690	67.93	0.85%	73.20
49. Info Edge (India) Limited	Retailing	1,178	65.87	0.82%	70.60
50. Computer Age Management Services Limited	Capital Markets	2,171	63.30	0.79%	72.55
51. The Federal Bank Limited	Banks	40,517	60.86	0.76%	81.10
52. Sundram Fasteners Limited	Auto Components	5,208	56.95	0.71%	67.30
53. CCL Products (India) Limited	Agricultural Food & other Products	9,338	54.75	0.68%	55.24
54. Dr. Lal Path Labs Limited	Healthcare Services	2,265	51.25	0.64%	71.30
55. Kansai Nerolac Paints Limited	Consumer Durables	16,300	42.75	0.53%	71.40

b. Unlisted	NIL	NIL
Total of all Equity	7,511.96	93.82%
MONEY MARKET INSTRUMENTS		
a) TREPS	452.70	5.65%
Net Receivable/(payable)	42.96	0.53%
Grand Total	8,007.62	100.00%

GIPS Compliance

A) Quantum Asset Management Company Pvt. Ltd. claims compliance with the Global Investment Performance Standards (GIPS®). GIPS® is a registered trademark of CFA Institute. CFA Institute does not endorse or promote this organization, nor does it warrant the accuracy or quality of the content contained herein.

B) Indian Rupee (INR) is the currency used to express performance and other statistics.

PERFORMANCE OF THE FUNDS MANAGED BY CHIRAG MEHTA

QUANTUM MULTI ASSET FUND OF FUNDS

Mr. Chirag Mehta is managing the scheme since July 11, 2012.

Period	March 31, 2023 to March 31, 2024 (1 year)		March 31, 2021 to March 31, 2024 (3 years)		March 29, 2019 to March 31, 2024 (5 years)	
	Scheme Return (%)	Tier I - Benchmark# Returns (%)	Scheme Return (%)	Tier I - Benchmark# Returns (%)	Scheme Return (%)	Tier I - Benchmark# Returns (%)
Quantum Multi Asset Fund of Funds - Direct Plan - Growth Option	17.12%	16.85%	10.46%	11.43%	10.06%	11.82%
Quantum Multi Asset Fund of Funds - Regular Plan - Growth Option	16.73%	16.85%	10.06%	11.43%	9.71%	11.82%

Past performance may or may not be sustained in the future. Load is not taken into consideration in Scheme Return Calculation.

#CRISIL Dynamic Bond A-III Index (20%) + CRISIL Liquid Debt A-I Index (25%) + Nifty 50 TRI (40%) + Domestic price of Gold (15%). w.e.f. April 3, 2023, benchmark of the scheme has been changed.

It is a customized index and it is rebalanced daily.

Returns are net of total expenses and are calculated on the basis of Compounded Annualized Growth Rate (CAGR).

Different Plans shall have different expense structure.

Mr. Chirag Mehta manages 5 schemes of the Quantum Mutual Fund.

QUANTUM EQUITY FUND OF FUNDS

Mr. Chirag Mehta is managing the scheme since November 01, 2013.

Period	March 31, 2023 to March 31, 2024 (1 year)		March 31, 2021 to March 31, 2024 (3 years)		March 29, 2019 to March 31, 2024 (5 years)	
	Scheme Return (%)	Tier I - Benchmark# Returns (%)	Scheme Return (%)	Tier I - Benchmark# Returns (%)	Scheme Return (%)	Tier I - Benchmark# Returns (%)
Quantum Equity Fund of Funds - Direct Plan - Growth Option	35.89%	38.42%	16.67%	18.62%	14.85%	16.99%
Quantum Equity Fund of Funds - Regular Plan - Growth Option	35.57%	38.42%	16.39%	18.62%	14.57%	16.99%

Past performance may or may not be sustained in the future. Load is not taken into consideration in Scheme Return Calculation.

#S&P BSE 200 TRI

Returns are net of total expenses and are calculated on the basis of Compounded Annualized Growth Rate (CAGR).

Different Plans shall have different expense structure.

Mr. Chirag Mehta manages 5 schemes of the Quantum Mutual Fund.

QUANTUM GOLD SAVINGS FUND

Mr. Chirag Mehta is managing the scheme since May 19, 2011.

Period	March 31, 2023 to March 31, 2024 (1 year)		March 31, 2021 to March 31, 2024 (3 years)		March 29, 2019 to March 31, 2024 (5 years)	
	Scheme Return (%)	Tier I - Benchmark [#] Returns (%)	Scheme Return (%)	Tier I - Benchmark [#] Returns (%)	Scheme Return (%)	Tier I - Benchmark [#] Returns (%)
Quantum Gold Savings Fund - Direct Plan - Growth Option	10.86%	11.54%	13.69%	14.88%	14.85%	16.06%
Quantum Gold Savings Fund - Regular Plan - Growth Option	10.70%	11.54%	13.52%	14.88%	14.70%	16.06%

Past performance may or may not be sustained in the future.

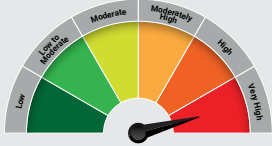

[#]Domestic Price of Gold.

Returns are net of total expenses and are calculated on the basis of Compounded Annualized Growth Rate (CAGR).

Different Plans shall have different expense structure.

Mr. Chirag Mehta manages 5 Schemes of the Quantum Mutual Fund.

Product Labeling

Name of the Scheme & Tier I Benchmark	This product is suitable for investors who are seeking*	Risk-o-meter of Scheme	Risk-o-meter of Tier I Benchmark
<p>Quantum ESG Best In Class Strategy Fund</p> <p>(An Open-ended equity scheme investing in companies following Environment, Social and Governance (ESG) theme assessed through a Best In Class Strategy)</p> <p>Tier I Benchmark: NIFTY100 ESG TRI</p>	<ul style="list-style-type: none"> Long term capital appreciation Invests in shares of companies that meet Quantum's Environment, Social, Governance (ESG) criteria 	 <p>Investors understand that their principal will be at Very High Risk</p>	

*Investors should consult their financial advisers if in doubt about whether the product is suitable for them.

^^ Note:

Since the scheme has not completed 3 years data will not be available.

Name of Quantum India ESG Equity Fund has been changed to Quantum ESG Best In Class Strategy Fund effective from 1st February, 2024.

