



Quantum NIFTY 50 ETF Fund of Fund

(An open ended fund of fund scheme investing in units of Quantum Nifty 50 ETF)

*Invest in India's Top**
NIFTY 50 with Rs.500!

NFO Opens: July 18, 2022

NFO Closes: August 01, 2022



***Top 50 Companies Based on Free Float Market Capitalization**

Table of Contents

1. Introducing the Quantum NIFTY 50 ETF Fund of Fund
2. NIFTY 50 - Invest in India's Top* 50 Companies
3. Passive Investing – ETF vs FOF
4. Quantum's Nifty 50 ETF – A 14 Years Track Record
5. Quantum's 12:20:80 Passive Asset Allocation Strategy



12 Months
Worth of
Expense

20% Gold

80% Equity

*Top 50 Companies Based on Free Float Market Capitalization

Introducing the Quantum Nifty 50 ETF Fund of Fund

Grow Your Wealth with India's Top* 50 Companies



India's first Nifty 50
ETF Fund of Fund
offering a convenient
way to make a
passive investment

NIFTY
50

A Fund of Fund
that invests in
Quantum's Nifty
50 ETF



Invest with as
low as Rs.500



SIP Option
Available



One Stop Shop for
12:20:80 Passive
Asset Allocation



12 Months
Worth of
Expense

20% Gold

80% Equity

*Top 50 Companies Based on Free Float Market Capitalization



Fund Features



Investment Objective

The investment objective of the Scheme is to provide capital appreciation by investing in units of Quantum Nifty 50 ETF - Replicating / Tracking Nifty 50 Index. There is no assurance or guarantee that the investment objective of the Scheme will be achieved.



Benchmark

Nifty 50 TRI



Type of Scheme

An open-ended Fund of Fund Scheme investing in Quantum Nifty 50 ETF



Plans / Options Available

Direct Plan and Regular Plan with Growth option



Load

Entry Load: Not Applicable
Exit Load: Nil



Fund Manager

Mr. Hitendra Parekh



12 Months
Worth of
Expense

20% Gold

80% Equity

Table of Contents

1. Introducing the NIFTY 50 ETF Fund of Fund
2. NIFTY 50 - Invest in India's Top* 50 Companies
3. Passive Investing – ETF vs FOF
4. Quantum's Nifty 50 ETF – 14 Years Track Record
5. Quantum's 12:20:80 Passive Asset Allocation Strategy



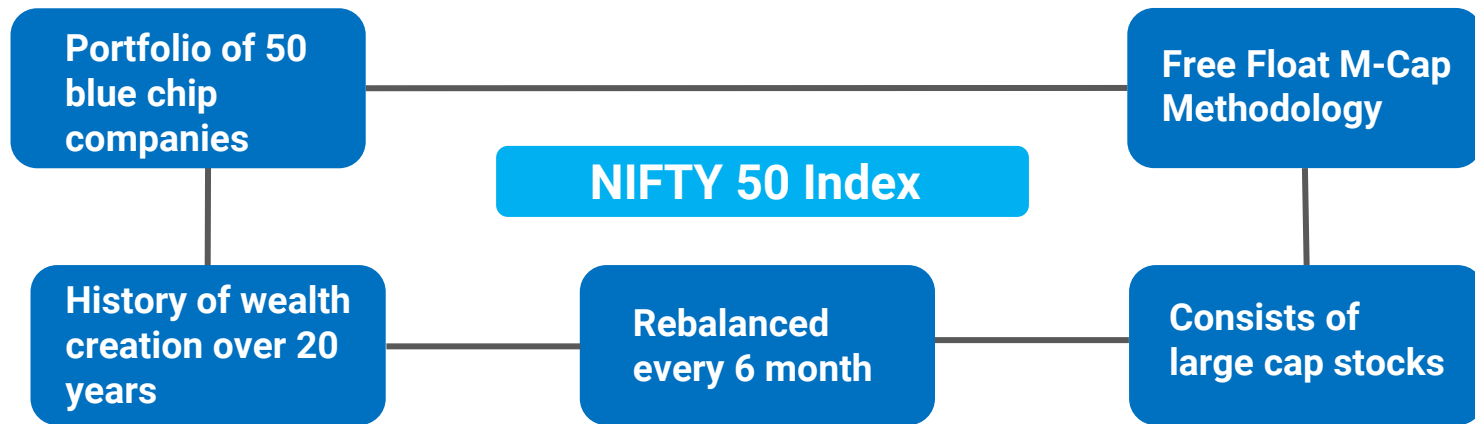
12 Months
Worth of
Expense

20% Gold

80% Equity

*Top 50 Companies Based on Free Float Market Capitalization

Nifty 50 Index – Represents India's Top* Companies



Nifty 50 Index: Top 10 companies



Stocks referred above are part of Nifty 50 index as on June 30, 2022 and not recommendation of Quantum Mutual Fund/AMC. The Fund may or may not have any present or future positions in these Stocks. The above information of stocks which is already available in publicly access media for information and illustrative purpose only and not an endorsement / views / opinion of Quantum Mutual Fund /AMC. The above information should not be constructed as research report or recommendation to buy or sell of any stocks.

***Top 50 Companies Based on Free Float Market Capitalization**



12 Months
Worth of
Expense

20% Gold

80% Equity

Table of Contents

1. Introducing the NIFTY 50 ETF Fund of Fund
2. NIFTY 50 - Invest in India's Top* 50 Companies
3. Passive Investing – ETF vs FOF
4. Quantum's Nifty 50 ETF – 14 Years Track Record
5. Quantum's 12:20:80 Passive Asset Allocation Strategy



12 Months
Worth of
Expense

20% Gold

80% Equity

*Top 50 Companies Based on Free Float Market Capitalization

Passive Investing – Efficient & Convenient

An Investment Strategy tracking a pre-specified benchmark/index




Efficient &
Convenient
Strategy



Removes the
Security
Selection Risk



Relies on
Broader Market
Wisdom



Replicates the
Index Constituents
in the same
proportion



12 Months
Worth of
Expense

20% Gold

80% Equity

Passive Investing is Right for You If.....

you want to have

Low Expenses

Broader Diversification

Consistency in investment style

Market Linked Returns

you want to avoid

Actively managed portfolios

Fund Manager discretion

Uncertainty on potential alpha





12 Months
Worth of
Expense

20% Gold

80% Equity

Vehicles for Passive Investing – ETF vs FOF

	 ETFs	 Fund of Fund
What ?	Funds replicating / tracking an index	Invests in other mutual funds or ETFs
How ?	Traded on stock exchanges	Investment based on NAV
Costs	Fund TER plus additional trading costs (brokerage, etc.)	Fund TER + Underlying Fund TER
Brokerage/Demat Account	Yes	No
Systematic Investment Plan (SIP) Available	No	Yes



12 Months
Worth of
Expense

20% Gold

80% Equity

Convenience of an FoF over an ETF

- Funds of Funds (FOFs) invest in other fund of mutual funds or Exchange Traded Funds (ETFs).
- They may invest in funds managed by the same Fund house or invest across other funds or schemes managed by different fund houses



SIP option is available



No need of DEMAT and Broking account



No additional brokerage cost while buying/selling units on exchange



12 Months
Worth of
Expense

20% Gold

80% Equity

Table of Contents

1. Introducing the NIFTY 50 ETF Fund of Fund
2. NIFTY 50 - Invest in India's Top* 50 Companies
3. Passive Investing – ETF vs FOF
4. Quantum's Nifty 50 ETF – 14 Years Track Record
5. Quantum's 12:20:80 Passive Asset Allocation Strategy



12 Months
Worth of
Expense

20% Gold

80% Equity

*Top 50 Companies Based on Free Float Market Capitalization

Quantum Nifty 50 ETF - Fund Features



Mr. Hitendra Parekh, Fund Manager

Work experience: 29.5 years in Equity Markets. He has been managing this fund since July 10, 2008



Category of Scheme

Exchange Traded Fund



Useful for

Long term capital appreciation



Features



One unit represents approximately 1/10th of the Nifty 50 Index.



Performance of the fund is in line with index subject to tracking error.



Low Expense Ratio (0.094% as on 30th June, 2022).



Diversify across the Top 50 companies in different sectors through a single investment.



Passive way of investment.



Low Tracking Error (0.168% on annualized basis since inception)



12 Months
Worth of
Expense

20% Gold

80% Equity

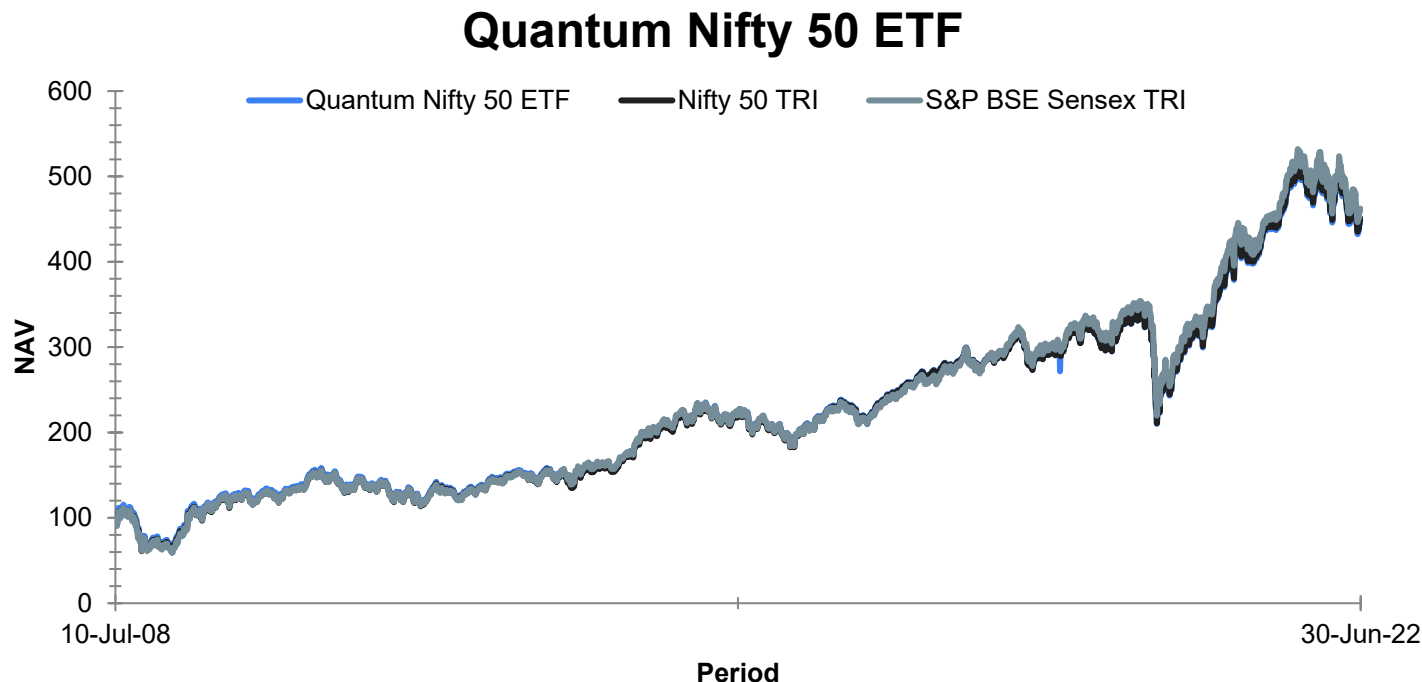
Quantum Nifty 50 ETF - Performance



12 Months
Worth of
Expense

20% Gold

80% Equity



*The performance shown in the graph should be reviewed in conjunction with detailed performance of the scheme provided on slide number 15, Time Period: July 10, 2008 to **30th June 2022**.*

Note: Past performance may or may not be sustained in future.

Quantum Nifty 50 ETF - Performance



12 Months
Worth of
Expense

20% Gold

80% Equity

				Current Value Rs 10,000 Invested at the beginning of a given period		
Period	Scheme Returns (%)	Tier I - Benchmark# Returns (%)	Additional Benchmark Returns (%)##	Scheme (Rs.)	Tier I - Benchmark# Returns (₹)	Additional Benchmark Returns (₹) ##
1 year**	1.59%	1.66%	2.22%	10,159	10,166	10,222
3 years**	11.30%	11.55%	11.69%	13,801	13,891	13,944
5 years**	11.79%	12.03%	12.71%	17,467	17,653	18,194
7 years**	10.63%	10.86%	11.04%	20,287	20,593	20,829
10 years**	12.71%	12.94%	13.25%	33,104	33,806	34,748
Since Inception (10th Jul 2008)	11.29%	11.34%	11.55%	44,619	44,927	46,091

#Nifty 50 Total Return Index, ##S&P BSE Sensex TRI. **Past performance may or may not be sustained in the future. Data as on 30th June 2022.** Returns are net of total expenses and are calculated on the basis of Compounded Annualized Growth Rate (CAGR). The Scheme being Exchange Traded Fund has one plan to invest through stock exchange and having a single expense structure.

Quantum Nifty 50 ETF – Top 10 Holdings

Name of Instrument	Industry	% to NAV
Reliance Industries Limited	Petroleum Products	12.95%
HDFC Bank Limited	Banks	8.53%
Infosys Limited	IT - Software	7.70%
ICICI Bank Limited	Banks	7.09%
HDFC Limited	Finance	5.68%
Tata Consultancy Services Limited	IT - Software	4.88%
Kotak Mahindra Bank Limited	Banks	3.51%
ITC Ltd	Diversified FMCG	3.46%
Hindustan Unilever Limited	Diversified FMCG	2.88%
Larsen & Toubro Limited	Construction Project	2.71%

Stocks referred above are part of Nifty 50 index as on June 30, 2022 and not recommendation of Quantum Mutual Fund/AMC. The Fund may or may not have any present or future positions in these Stocks. The above information of stocks which is already available in publicly access media for information and illustrative purpose only and not an endorsement / views / opinion of Quantum Mutual Fund /AMC. The above information should not be constructed as research report or recommendation to buy or sell of any stocks.



12 Months
Worth of
Expense

20% Gold

80% Equity

Quantum Nifty 50 ETF Fund of Fund

Indicative Asset Allocation

Instruments	Indicative Asset Allocation (% of Total Assets)		Risk Profile
	Minimum	Maximum	
Units of Quantum Nifty 50 ETF	95	100	High
Government Securities & T. Bill Maturity up to 91 days, Tri-Party Repo and Liquid Schemes of Mutual Funds	0	5	Low



12 Months
Worth of
Expense

20% Gold

80% Equity

Systematic Investment Planning (SIP)



12 Months
Worth of
Expense

20% Gold

80% Equity

18

POWER OF COMPOUNDING

MR. SHARMA

STARTED INVESTING
AT AGE OF 45

MONTHLY SIP
₹ 10000/-

INVESTED FOR
15 YEARS
TILL AGE OF 60

INVESTED AMOUNT
₹ 18 LACS

TOTAL CORPUS
₹ 4,179,243 *

MR. KOTIAN

STARTED INVESTING
AT AGE OF 30

MONTHLY SIP
₹ 5000/-

INVESTED FOR
30 YEARS
TILL AGE OF 60

INVESTED AMOUNT
₹ 18 LACS

TOTAL CORPUS
₹ 11,396,627 *



*ASSUMING @ 10% CAGR IN INVESTMENTS THROUGH SIP ROUTE IN EQUITY MUTUAL FUND

Mutual Fund investments are subject to market risks, read all scheme related documents carefully.

The above table is for illustrative purpose only. The information is not to be considered as investment advice/ recommendation. Investment through SIP does not guarantee any return or protection of capital.

Table of Contents

1. Introducing the NIFTY 50 ETF Fund of Fund
2. NIFTY 50 - Invest in India's Top* 50 Companies
3. Passive Investing – ETF vs FOF
4. Quantum's Nifty 50 ETF – 14 Years Track Record
5. Quantum's 12:20:80 Passive Asset Allocation Strategy



12 Months
Worth of
Expense

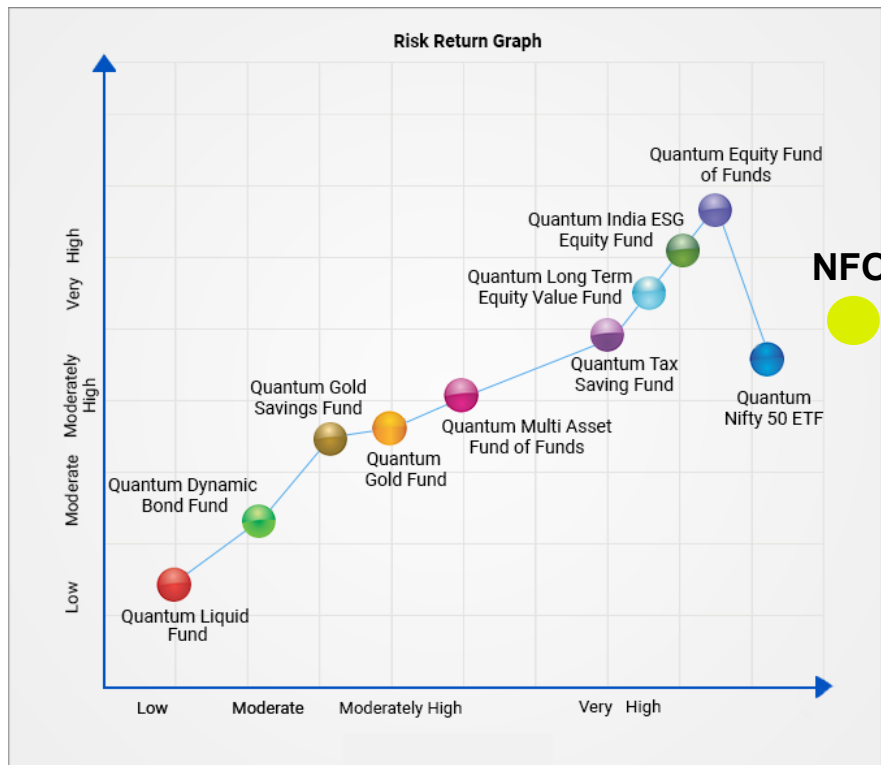
20% Gold

80% Equity

*Top 50 Companies Based on Free Float Market Capitalization

Quantum's Building Blocks for an Investment Solution

A graphical comparison of Quantum's schemes based on the high risk-high return, low risk-low return principle.



****Disclaimer: The above chart is for illustration purpose only**

The various BSE and NSE Indices are compiled on factors such as market cap, trading volume, and a broad sector representation. In doing so, the quality of the management - while admittedly a qualitative judgement - is not considered. This, in our view, represents "risk". For the increased "risk" taken, financial theory suggests that investors should get higher returns. By adding an integrity screen to our investment process, the Quantum Long Term Equity Value Fund (QLTEVF) and the Quantum Tax Saving Fund (QTSF) are attempting to reduce such "risks" - and therefore might generate lower returns. **Past performance may or may not be sustained in the future.**

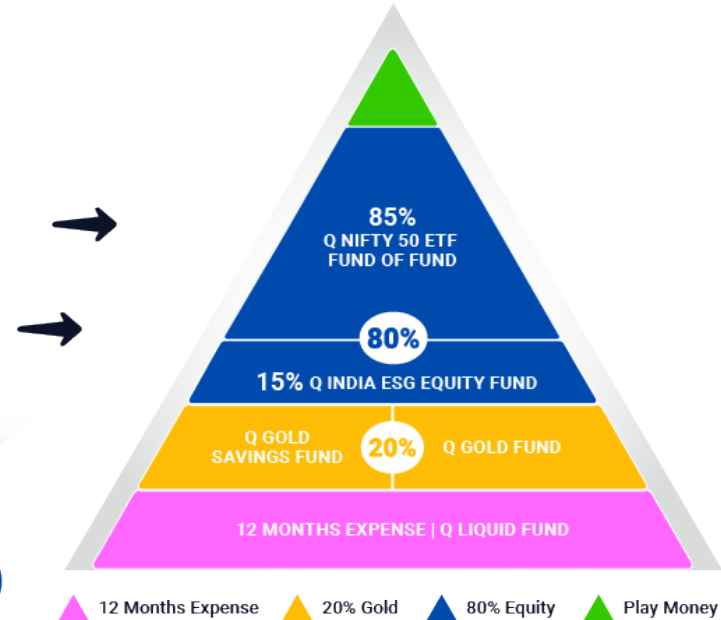
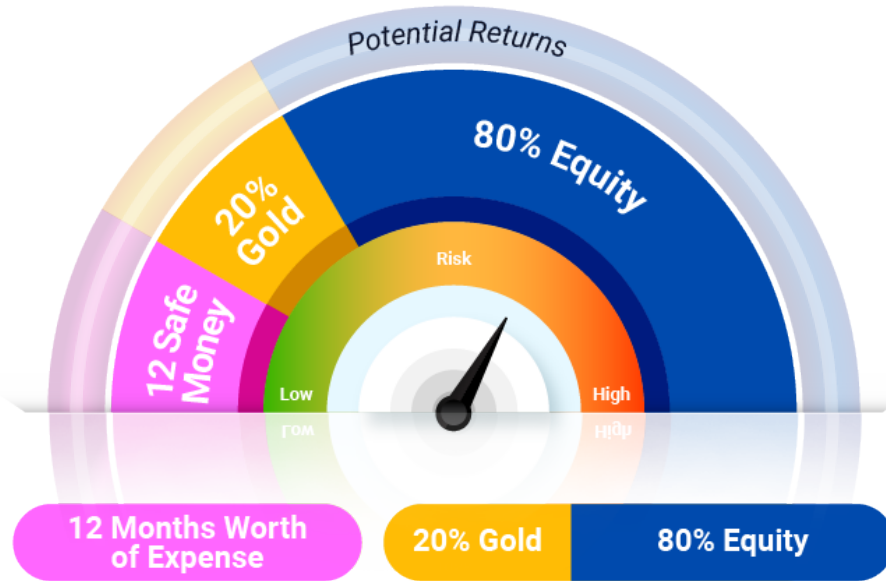


12 Months
Worth of
Expense

20% Gold

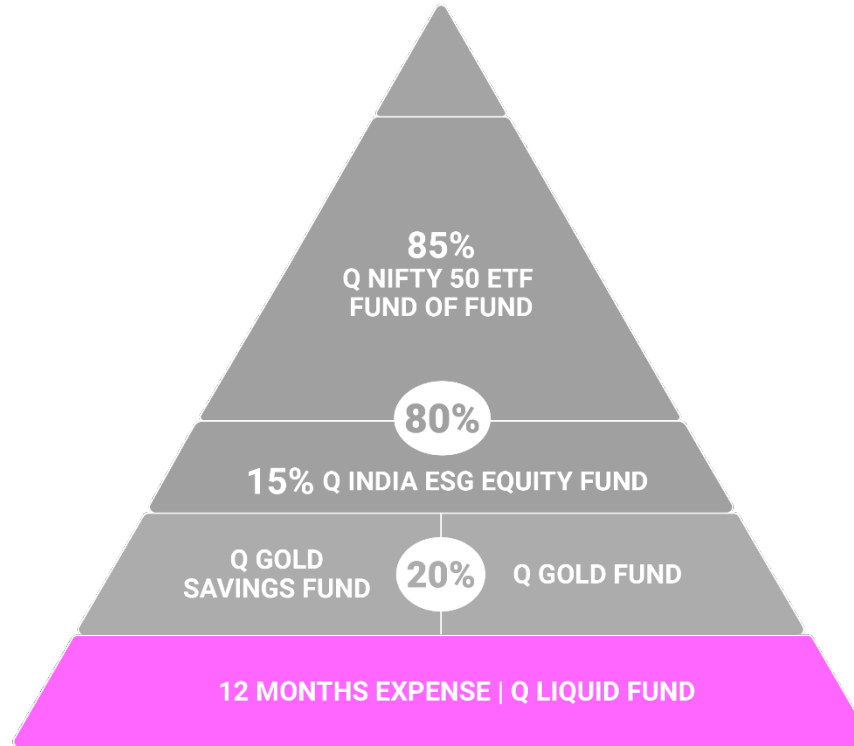
80% Equity

12-20-80 Passive Asset Allocation Strategy



* Please note the above is a suggested fund allocation and not to be considered as an investment advice or recommendation

Pre-Investment Block – Emergency Corpus (Liquid)



▲ 12 Months Expense ▲ 20% Gold ▲ 80% Equity ▲ Play Money

* Please note the above is a suggested fund allocation and not to be considered as an investment advice or recommendation



Ensures Safety &
Liquidity over
Returns



Invests only in AAA
rated papers issued
by Govt authorities



Low credit/ default
risk

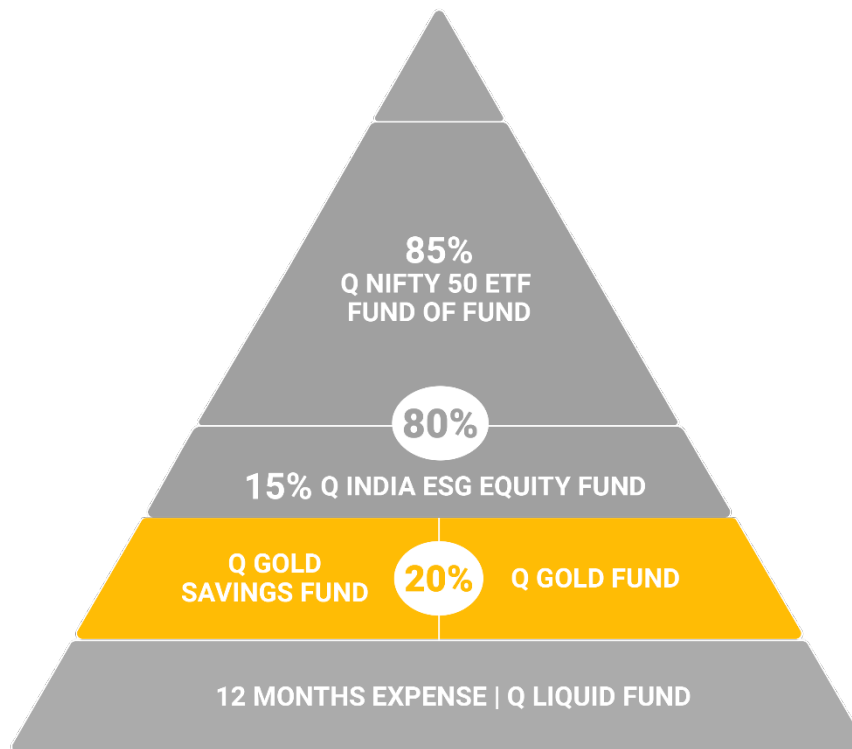


Insta Redemption
Facility up to
Rs.50,000

12
MONTHS
SAFE MONEY

QUANTUM LIQUID FUND

Portfolio Diversifying Block (Gold)



▲ 12 Months Expense ▲ 20% Gold ▲ 80% Equity ▲ Play Money

* Please note the above is a suggested fund allocation and not to be considered as an investment advice or recommendation



Backed by 24 karat
physical gold



Independent purity
test for all gold
bars held



Invest in small
denominations
(0.01 grams of gold)



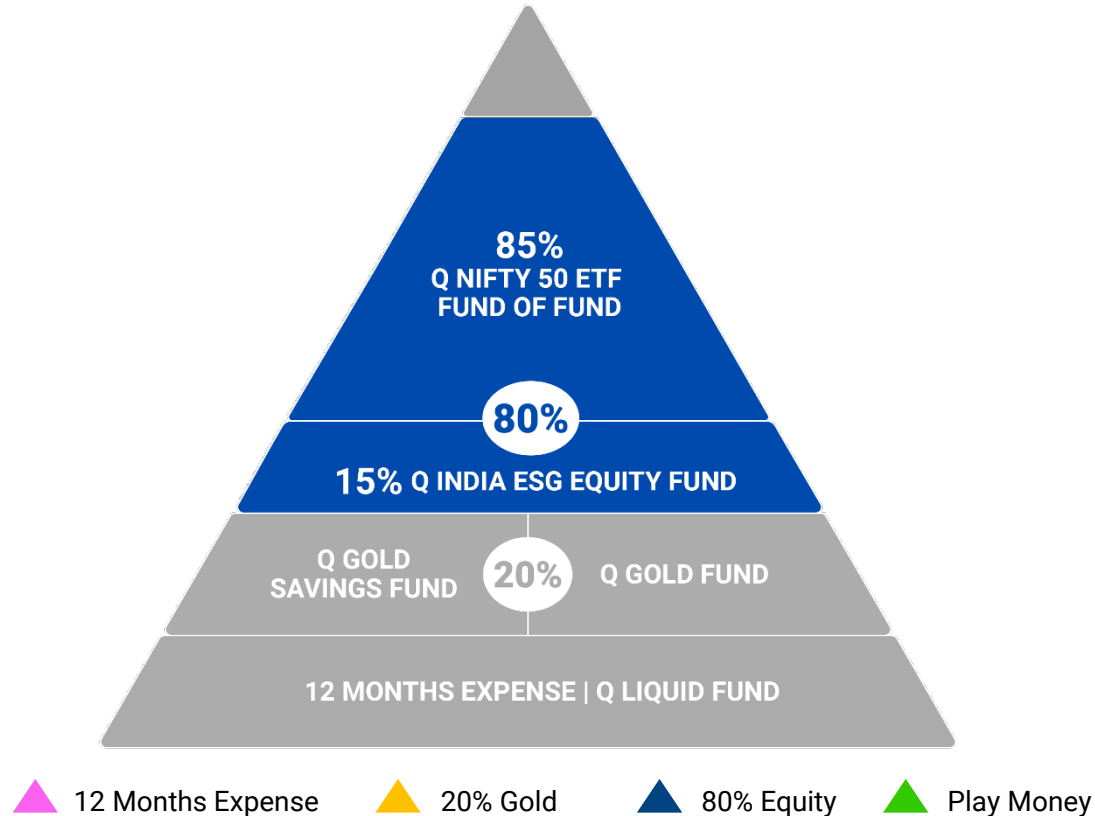
Safe, no making
charges and easily
liquidated

20%

QUANTUM GOLD FUND & GOLD SAVINGS FUND

* Please note the above is a suggested fund allocation and not to be considered as an investment advice or recommendation

Earning Block (Equity)



* Please note the above is a suggested fund allocation and not to be considered as an investment advice or recommendation



India's first Nifty 50
ETF Fund of Fund
offering a convenient
way to make a passive
investment

**NIFTY
50**

A Fund of Fund that
invests in Quantum's
Nifty 50 ETF



SIP option
available



Diversified portfolio
across top Nifty 50 in
different sectors

85%

QUANTUM NIFTY 50 ETF FUND OF FUND



Invests in
companies with a
triple bottom line -
Planet. People.
Profits



Sustainability =
Profitability



Future of Equity
Investing



Resilient
Portfolio

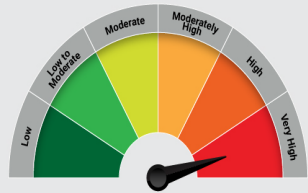
15%

QUANTUM INDIA ESG EQUITY FUND

Quantum Nifty 50 ETF Fund of Fund

A passively managed fund tracking Nifty 50 index through investing in Quantum Nifty 50 ETF

Product Labeling

Name of the Scheme	This product is suitable for investors who are seeking*	#Risk-o-meter of Scheme
Quantum Nifty 50 ETF Fund of Fund (An Open-ended fund of fund investing in units of Quantum Nifty 50 ETF)	<ul style="list-style-type: none">• Long term capital appreciation• Investments in units of Quantum Nifty 50 ETF – Exchange Traded Fund	 <p>Investors understand that their principal will be at Very High Risk</p>

*The product labeling assigned during the NFO is based on internal assessment of the scheme characteristics or model portfolio and the same may vary post NFO when the actual investments are made. For latest riskometer, investors may refer to the Monthly Portfolios disclosed on the website of the Fund www.QuantumAMC.com/www.QuantumMF.com




12 Months
Worth of
Expense

20% Gold

80% Equity

Product Label

Product Labeling

Name of the Scheme	This product is suitable for investors who are seeking*	Riskometer
Quantum Gold Savings Fund An Open Ended Fund of Fund Scheme Investing in Quantum Gold Fund	<ul style="list-style-type: none"> Long term returns Investments in units of Quantum Gold Fund – Exchange Traded Fund whose underlying investments are in physical gold 	 <p>Investors understand that their principal will be at High Risk</p>



12 Months
Worth of
Expense

20% Gold

80% Equity

*Investors should consult their financial advisors if in doubt about whether the product is suitable for them. The Risk Level of the Scheme in the Riskometer is based on the portfolio of the scheme as on June 30, 2022.

Product Label

Product Labeling

Name of the Scheme	This product is suitable for investors who are seeking*	Riskometer
Quantum Gold Fund An Open Ended Scheme Replicating / Tracking Gold	<ul style="list-style-type: none"> • Long term returns • Investments in physical gold 	<p>Investors understand that their principal will be at High Risk</p>

*Investors should consult their financial advisors if in doubt about whether the product is suitable for them.
The Risk Level of the Scheme in the Riskometer is based on the portfolio of the scheme as on June 30, 2022.




12 Months
Worth of
Expense

20% Gold

80% Equity

Product Label

Product Labeling

Name of the Scheme	This product is suitable for investors who are seeking*	Riskometer
Quantum Liquid Fund An Open-ended Liquid Scheme. A relatively low interest rate risk and relatively low credit risk.	<ul style="list-style-type: none"> Income over the short term Investments in debt / money market instruments 	 <p>Investors understand that their principal will be at Low Risk</p>
<p>*Investors should consult their financial advisors if in doubt about whether the product is suitable for them. The Risk Level of the Scheme in the Riskometer is based on the portfolio of the scheme as on June 30, 2022.</p>		

Potential Risk Class Matrix - Quantum Liquid Fund

Credit Risk →	Relatively Low (Class A)	Moderate (Class B)	Relatively High (Class C)
Interest Rate Risk ↓			
Relatively Low (Class I)	A-I		
Moderate (Class II)			
Relatively High (Class III)			



12 Months
Worth of
Expense

20% Gold

80% Equity

Product Label

Product Labeling

Name of the Scheme	This product is suitable for investors who are seeking*	Riskometer
Quantum India ESG Equity Fund An Open ended equity scheme investing in companies following Environment, Social and Governance (ESG) theme	<ul style="list-style-type: none"> • Long term capital appreciation • Invests in shares of companies that meet Quantum's Environment, Social, Governance (ESG) criteria. 	 <p>Investors understand that their principal will be at Very High Risk</p>

*Investors should consult their financial advisors if in doubt about whether the product is suitable for them. The Risk Level of the Scheme in the Riskometer is based on the portfolio of the scheme as on June 30, 2022.




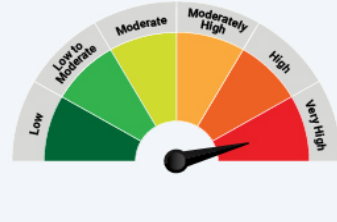
12 Months
Worth of
Expense

20% Gold

80% Equity

Product Label

Product Labeling

Name of the Scheme & Tier I Benchmark	This product is suitable for investors who are seeking*	Risk-o-meter of Scheme	Risk-o-meter of Tier I Benchmark
<p>Quantum Nifty 50 ETF</p> <p>(An Open Ended Scheme Replicating / Tracking Nifty 50 Index)</p> <p>Tier I Benchmark: Nifty 50 TRI</p>	<ul style="list-style-type: none"> • Long term capital appreciation • Investments in equity and equity related securities of companies in Nifty 50 Index 		

*Investors should consult their financial advisers if in doubt about whether the product is suitable for them.

The Risk Level of the Scheme in scheme Risk O Meter is basis it's portfolio as on June 30, 2022.

The Risk Level of the Tier I Benchmark Index in the Risk O Meter is basis it's constituents as on June 30, 2022.



12 Months
Worth of
Expense

20% Gold

80% Equity

Disclaimer – Terms of Use

*** Investors will bear the recurring expenses of the Scheme in addition to the expenses of Quantum Nifty 50 ETF.**

The data in this presentation are meant for general reading purpose only and are not meant to serve as a professional guide/investment advice for the readers. This presentation has been prepared on the basis of publicly available information, internally developed data and other sources believed to be reliable. Whilst no action has been suggested or offered based upon the information provided herein, due care has been taken to endeavor that the facts are accurate and reasonable as on date. Quantum AMC shall make modifications and alterations to the performance and related data from time to time as may be required as per SEBI Mutual Fund Regulations. Readers are advised to seek independent professional advice and arrive at an informed investment decision before making any investment. None of the Sponsors, the Investment Manager, the Trustee, their respective Directors, Employees, Affiliates or Representatives shall be liable for any direct, indirect, special, incidental, consequential, punitive or exemplary damages, including lost profits arising in any way from the data/information/opinions contained in this presentation. The Quantum AMC shall make modifications and alterations to the performance and related data from time to time as may be required.

Please visit – www.QuantumMF.com to read scheme specific risk factors. Investors in the Scheme are not being offered a guaranteed or assured rate of return and there can be no assurance that the schemes objective will be achieved and the NAV of the scheme may go up and down depending upon the factors and forces affecting securities market. Investment in mutual fund units involves investment risk such as trading volumes, settlement risk, liquidity risk, default risk including possible loss of capital. Past performance of the sponsor / AMC / Mutual Fund does not indicate the future performance of the Scheme. Statutory Details: Quantum Mutual Fund (the Fund) has been constituted as a Trust under the Indian Trusts Act, 1882. Sponsor: Quantum Advisors Private Limited. (liability of Sponsor limited to Rs. 1,00,000/-). Trustee: Quantum Trustee Company Private Limited. Investment Manager: Quantum Asset Management Company Private Limited. The Sponsor, Trustee and Investment Manager are incorporated under the Companies Act, 1956.

9th July 2022

Mutual fund investments are subject to market risks, read all scheme related documents carefully.



12 Months
Worth of
Expense

20% Gold

80% Equity

Thank You

For additional information, please contact:

Customer Care

Email: customercare@QuantumAMC.com

Call: 1800 209 3863 / 1800 22 3863 (Toll Free)

Sandeep Bhosle – VP, Customer Interaction

Email: sandeepb@QuantumAMC.com

Mobile: +91- 98209 43101



/QuantumAMC



/QuantumMF



/QuantumAMC



/quantum-mutual-fund



/quantummutualfund



12 Months
Worth of
Expense

20% Gold

80% Equity